

*Official Results*

MANITOWOC COUNTY

NOVEMBER 8, 2022 GENERAL	T COUNTY TOTAL	T CATO 1-3	T CENTER	T COOP 1.2	T EATON	T FRANKL 1-3	T GIBSON 1.2	T KOSSUT 1-3	T LIBERT 1.2	T MTWC 1.2	T MRAPID 1-4	T MPLGRV
<hr/>												
GOVERNOR / LT. GOVERNOR												
EVERS/RODRIGUEZ	13937	253	119	193	116	173	234	344	182	195	444	70
MICHELSON/ROTH	21573	586	235	496	344	477	461	704	508	368	876	325
BEGLINGER/NO CANDIDATE	493	8	3	9	1	6	6	9	7	10	15	3
REG WRTRN-HASKIN/NO CAND.	2	0	0	0	0	0	0	0	0	0	0	0
SCATTERING	33	0	0	2	1	1	0	1	1	0	1	0
<hr/>												
ATTORNEY GENERAL												
JOSH KAUL	14294	249	119	201	137	190	251	353	184	195	452	81
ERIC TONEY	21282	594	232	483	314	456	439	692	508	371	859	310
SCATTERING	26	0	0	0	0	0	0	0	1	0	1	0
<hr/>												
SECRETARY OF STATE												
DOUG LA FOLLETTE	13461	233	115	192	117	180	229	329	170	186	418	74
AMY LYNN LOUDENBECK	20767	566	224	468	322	440	441	677	501	356	848	313
NEIL HARMON	728	22	11	5	5	12	10	26	7	10	24	0
SHARYL R. MCFARLAND	540	13	4	13	5	7	7	12	10	12	16	3
SCATTERING	12	0	0	0	0	0	0	0	0	0	0	0
<hr/>												
STATE TREASURER												
AARON RICHARDSON	12788	215	111	171	116	159	215	313	168	174	382	67
JOHN S. LEIBER	21521	595	232	488	323	461	449	692	502	365	870	311
ANDREW ZUELKE	962	18	8	21	7	14	21	28	17	21	40	10
SCATTERING	20	0	0	0	0	0	0	0	1	0	0	0
<hr/>												
UNITED STATES SENATOR												
MANDELA BARNES	13288	230	118	175	119	167	225	321	169	183	413	69
RON JOHNSON	22561	616	237	518	342	484	473	735	529	387	909	329
REG WRTRN-ADAM PAUL	3	0	0	0	0	0	0	0	0	1	0	0
SCATTERING	66	0	1	0	0	2	0	2	0	0	2	0
<hr/>												
REP. IN CONGRESS 6TH DIST.												
GLENN GROTHMAN	27022	694	267	561	372	550	548	834	585	438	1056	344
REG WRTRN-TOM POWELL	53	0	0	0	0	0	18	0	0	5	1	2
SCATTERING	1081	8	5	17	7	3	0	27	12	0	26	0
<hr/>												
STATE SENATOR 1ST DIST.												
ANDREA GAGE-MICHAELS	2973	N/A	N/A	164	N/A	N/A	195	N/A	N/A	N/A	N/A	66
ANDRE JACQUE	5884	N/A	N/A	519	N/A	N/A	502	N/A	N/A	N/A	N/A	326
SCATTERING	8	N/A	N/A	0	N/A	N/A	0	N/A	N/A	N/A	N/A	0
<hr/>												
STATE SENATOR 9TH DIST.												
DEVIN LEMAHIEU	20406	700	270	N/A	371	548	N/A	835	583	445	1052	N/A

MANITOWOC COUNTY

NOVEMBER 8, 2022 GENERAL	COUNTY TOTAL	T CATO 1-3	T CENTER	T COOP 1.2	T EATON	T FRANKL 1-3	T GIBSON 1.2	T KOSSUT 1-3	T LIBERT 1.2	T MTWC 1.2	T MRAPID 1-4	T MPLGRV
-----------------------------	-----------------	------------------	-------------	------------------	------------	--------------------	--------------------	--------------------	--------------------	------------------	--------------------	-------------

STATE SENATOR 9TH DIST.

REG WRTN-JARROD SCHROEDER	75	0	1	N/A	0	0	N/A	1	0	0	2	N/A
SCATTERING	651	6	5	N/A	6	3	N/A	21	6	5	25	N/A

REP.TO THE ASSEMBLY 2ND DIST.

RENEE GASCH	3089	N/A	N/A	175	N/A	N/A	218	N/A	N/A	N/A	N/A	N/A
SHAE SORTWELL	5320	N/A	N/A	499	N/A	N/A	475	N/A	N/A	N/A	N/A	N/A
SCATTERING	8	N/A	N/A	0	N/A	N/A	0	N/A	N/A	N/A	N/A	N/A

REP.TO THE ASSEMBLY 3RD DIST.

RON TUSLER	348	N/A	N/A	N/A	N/A	N/A	N/A	N/A	N/A	N/A	N/A	348
SCATTERING	0	N/A	N/A	N/A	N/A	N/A	N/A	N/A	N/A	N/A	N/A	0

REP.TO THE ASSEMBLY 25TH DIST.

PAUL TITTL	17673	711	276	N/A	373	558	N/A	843	587	452	1063	N/A
SCATTERING	559	4	5	N/A	4	3	N/A	19	6	0	23	N/A

REP.TO THE ASSEMBLY 27TH DIST.

AMY BINSFELD	2488	N/A	N/A	N/A	N/A	N/A	N/A	N/A	N/A	N/A	N/A	N/A
CHET GERLACH	850	N/A	N/A	N/A	N/A	N/A	N/A	N/A	N/A	N/A	N/A	N/A
SCATTERING	14	N/A	N/A	N/A	N/A	N/A	N/A	N/A	N/A	N/A	N/A	N/A

SHERIFF

DAN HARTWIG	28882	732	278	585	383	574	591	882	608	477	1097	353
SCATTERING	565	6	3	8	4	3	6	14	4	0	14	0

CORONER

CURT GREEN	25092	550	223	441	310	423	476	719	440	367	863	226
REG WRTN-BRAYDEN MYER	35	0	0	0	1	0	1	0	0	17	4	0
SCATTERING	634	12	9	13	14	9	11	14	17	0	18	5

CLERK OF CIRCUIT COURT

LYNN ZIGMUNT	15438	292	129	210	143	217	280	446	211	206	521	82
APRIL R. HIGGINS	19805	537	217	465	302	422	407	602	462	350	768	304
SCATTERING	21	0	0	0	1	2	0	1	0	0	0	0

GIBSON-APPT CLERK/TREASRES	389	N/A	N/A	N/A	N/A	N/A	389	N/A	N/A	N/A	N/A	N/A
GIBSON-APPT CLERK/TREA NO	295	N/A	N/A	N/A	N/A	N/A	295	N/A	N/A	N/A	N/A	N/A
KOSSUTH-APPT TOWN CLERKYES	584	N/A	N/A	N/A	N/A	N/A	N/A	584	N/A	N/A	N/A	N/A
KOSSUTH-APPT TOWN CLER NO	419	N/A	N/A	N/A	N/A	N/A	N/A	419	N/A	N/A	N/A	N/A
SCHLESWIG-APPT CLRK & TRES	588	N/A	N/A	N/A	N/A	N/A	N/A	N/A	N/A	N/A	N/A	N/A
SCHLESWIG-APPT CLRK & NO	483	N/A	N/A	N/A	N/A	N/A	N/A	N/A	N/A	N/A	N/A	N/A



MANITOWOC COUNTY

	T MEEME 1.2	T MISHIC 1.2	T NEWTON 1-3	T ROCKLA 1.2	T SCHLES 1.2	T TWOCRK	T TWORIV 1-3	V CLEVEL 1.2	V FR CRK	V KELLNE	V MARIBE	V MISHIC 1.2
--	-------------------	--------------------	--------------------	--------------------	--------------------	-------------	--------------------	--------------------	-------------	-------------	-------------	--------------------

GOVERNOR / LT. GOVERNOR

EVERS/RODRIGUEZ	243	194	322	117	351	73	310	254	106	49	44	231
MICHELSON/ROTH	572	446	842	383	749	154	575	439	213	80	95	411
BEGLINGER/NO CANDIDATE	13	3	13	5	12	3	17	9	10	2	3	9
REG WRTRN-HASKIN/NO CAND.	0	0	0	0	0	0	0	0	1	0	0	0
SCATTERING	0	0	5	0	0	0	1	0	1	0	0	1

ATTORNEY GENERAL

JOSH KAUL	249	191	336	130	367	82	331	259	122	58	44	237
ERIC TONEY	564	439	828	363	725	145	558	437	206	73	95	407
SCATTERING	1	0	2	0	1	0	1	0	1	0	0	1

SECRETARY OF STATE

DOUG LA FOLLETTE	231	184	327	125	335	68	294	246	112	50	43	219
AMY LYNN LOUDENBECK	556	426	806	359	728	147	555	423	195	75	87	403
NEIL HARMON	17	10	22	6	17	6	16	17	7	1	2	7
SHARYL R. MCFARLAND	13	10	12	5	15	5	17	7	7	3	8	12
SCATTERING	0	0	0	0	0	0	0	0	1	0	0	1

STATE TREASURER

AARON RICHARDSON	208	180	299	108	326	64	279	237	109	45	39	214
JOHN S. LEIBER	579	428	823	371	746	151	570	432	204	77	89	409
ANDREW ZUELKE	26	17	34	17	22	8	31	17	7	5	11	16
SCATTERING	0	0	2	0	0	0	0	0	1	0	2	1

UNITED STATES SENATOR

MANDELA BARNES	220	176	302	114	333	64	300	255	114	47	45	226
RON JOHNSON	603	464	871	388	774	164	595	444	214	83	96	423
REG WRTRN-ADAM PAUL	0	0	0	0	0	0	0	0	0	0	0	0
SCATTERING	2	1	5	0	0	0	3	1	1	0	1	2

REP. IN CONGRESS 6TH DIST.

GLENN GROTHMAN	677	517	948	428	898	187	684	514	259	102	116	521
REG WRTRN-TOM POWELL	0	0	0	0	0	0	0	3	0	0	0	0
SCATTERING	20	24	35	2	36	5	20	24	10	4	0	16

STATE SENATOR 1ST DIST.

ANDREA GAGE-MICHAELS	N/A	159	N/A	N/A	N/A	57	274	N/A	N/A	N/A	38	198
ANDRE JACQUE	N/A	474	N/A	N/A	N/A	168	616	N/A	N/A	N/A	100	447
SCATTERING	N/A	0	N/A	N/A	N/A	0	1	N/A	N/A	N/A	0	1

STATE SENATOR 9TH DIST.

DEVIN LEMAHIEU	680	N/A	944	429	905	N/A	N/A	529	259	97	N/A	N/A
----------------	-----	-----	-----	-----	-----	-----	-----	-----	-----	----	-----	-----



MANITOWOC COUNTY

NOVEMBER 8, 2022  
GENERAL

T	T	T	T	T	T	T	V	V	V	V	V
MEEME	MISHIC	NEWTON	ROCKLA	SCHLES	TWOCRK	TWORIV	CLEVEL	FR CRK	KELLNE	MARIBE	MISHIC
1.2	1.2	1-3	1.2	1.2		1-3	1.2				1.2

DENMARK SD-Q1. EX REV LMES	N/A	N/A	N/A	N/A	N/A	N/A	N/A	N/A	N/A	N/A	74	N/A
DENMARK SD-Q1. EX REV NO	N/A	N/A	N/A	N/A	N/A	N/A	N/A	N/A	N/A	N/A	69	N/A
DENMARK SD-Q2. BOND \$31MES	N/A	N/A	N/A	N/A	N/A	N/A	N/A	N/A	N/A	N/A	78	N/A
DENMARK SD-Q2. BOND \$3 NO	N/A	N/A	N/A	N/A	N/A	N/A	N/A	N/A	N/A	N/A	62	N/A
HOWARDS GROVE SD-Q1. BONBES	4	N/A	N/A	N/A	N/A	N/A	N/A	N/A	N/A	N/A	N/A	N/A
HOWARDS GROVE SD-Q1. BO NO	9	N/A	N/A	N/A	N/A	N/A	N/A	N/A	N/A	N/A	N/A	N/A
HOWARDS GROVE SD-Q2. BONBES	4	N/A	N/A	N/A	N/A	N/A	N/A	N/A	N/A	N/A	N/A	N/A
HOWARDS GROVE SD-Q2. B NO	8	N/A	N/A	N/A	N/A	N/A	N/A	N/A	N/A	N/A	N/A	N/A
TWO RIVERS SD-BOND \$38.7BS	N/A	N/A	N/A	N/A	N/A	N/A	334	N/A	N/A	N/A	N/A	N/A
TWO RIVERS SD-BOND \$38 NO	N/A	N/A	N/A	N/A	N/A	N/A	290	N/A	N/A	N/A	N/A	N/A

MANITOWOC COUNTY

NOVEMBER 8, 2022  
GENERAL

V	V	V	V	C	C	C	C	C	C	C	C
REEDSV	ST NAZ	VALDER	WHITEL	KIEL	MTWC	MTWC	MTWC	MTWC	MTWC	MTWC	MTWC
1.2				1-6	1.2	3.4	5.6	7.8	9.10	11.12	13,14, 23

GOVERNOR / LT. GOVERNOR

EVERS/RODRIGUEZ	145	82	113	123	665	585	655	667	336	547	701	441
MICHELSON/ROTH	327	216	301	260	996	578	757	472	329	667	759	502
BEGLINGER/NO CANDIDATE	13	5	9	4	18	21	28	14	19	14	17	19
REG WRTRN-HASKIN/NO CAND.	0	0	0	0	0	0	0	0	1	0	0	0
SCATTERING	0	0	0	0	2	2	2	0	3	0	0	1

ATTORNEY GENERAL

JOSH KAUL	155	98	117	134	669	604	668	645	350	569	706	451
ERIC TONEY	326	199	301	252	988	575	757	494	331	645	765	500
SCATTERING	0	0	0	0	5	0	3	1	2	0	0	0

SECRETARY OF STATE

DOUG LA FOLLETTE	142	83	118	139	628	558	631	624	316	527	658	437
AMY LYNN LOUDENBECK	325	201	284	239	959	569	718	463	319	641	742	484
NEIL HARMON	10	5	9	4	41	24	41	32	21	23	36	15
SHARYL R. MCFARLAND	3	9	9	5	25	23	27	20	24	19	24	13
SCATTERING	0	0	0	0	3	1	1	0	1	0	0	0

STATE TREASURER

AARON RICHARDSON	127	79	101	117	603	528	610	621	323	513	631	411
JOHN S. LEIBER	330	206	301	260	998	597	747	488	325	662	776	506
ANDREW ZUELKE	21	11	10	9	41	37	54	28	35	25	40	20
SCATTERING	0	0	1	0	3	1	1	0	0	0	1	1

UNITED STATES SENATOR

MANDELA BARNES	134	85	119	127	620	562	640	645	333	515	656	421
RON JOHNSON	352	218	304	258	1051	613	797	504	353	709	816	537
REG WRTRN-ADAM PAUL	0	0	0	0	0	0	0	2	0	0	0	0
SCATTERING	0	0	0	0	0	7	1	0	2	4	2	2

REP. IN CONGRESS 6TH DIST.

GLENN GROTHMAN	408	250	358	329	1303	807	1017	657	470	867	1013	704
REG WRTRN-TOM POWELL	0	0	1	0	1	15	0	0	0	1	0	2
SCATTERING	5	4	3	4	70	48	55	85	37	48	59	27

STATE SENATOR 1ST DIST.

ANDREA GAGE-MICHAELS	N/A	N/A	N/A	N/A	N/A	N/A	N/A	N/A	N/A	N/A	N/A	N/A
ANDRE JACQUE	N/A	N/A	N/A	N/A	N/A	N/A	N/A	N/A	N/A	N/A	N/A	N/A
SCATTERING	N/A	N/A	N/A	N/A	N/A	N/A	N/A	N/A	N/A	N/A	N/A	N/A

STATE SENATOR 9TH DIST.







MANITOWOC COUNTY

NOVEMBER 8, 2022  
GENERAL

C	C	C	C	C
MTWC	MTWC	MTWC	TR	TR
15.16	17.18.	19.20	1-5	6-8
	21.22			

GOVERNOR / LT. GOVERNOR

EVERS/RODRIGUEZ	765	567	844	1427	657
MICHELSON/ROTH	817	673	1134	1634	812
BEGLINGER/NO CANDIDATE	17	14	26	42	37
REG WRN-HASKIN/NO CAND.	0	0	0	0	0
SCATTERING	5	1	0	0	2

ATTORNEY GENERAL

JOSH KAUL	765	579	851	1451	664
ERIC TONEY	827	667	1128	1608	821
SCATTERING	1	0	0	1	4

SECRETARY OF STATE

DOUG LA FOLLETTE	733	567	813	1396	614
AMY LYNN LOUDENBECK	794	646	1098	1571	798
NEIL HARMON	38	24	43	58	44
SHARYL R. MCFARLAND	17	14	16	41	35
SCATTERING	1	0	0	0	3

STATE TREASURER

AARON RICHARDSON	695	530	772	1324	604
JOHN S. LEIBER	845	687	1146	1659	821
ANDREW ZUELKE	36	25	39	62	53
SCATTERING	1	0	0	2	2

UNITED STATES SENATOR

MANDELA BARNES	728	527	780	1361	650
RON JOHNSON	871	725	1205	1721	849
REG WRN-ADAM PAUL	0	0	0	0	0
SCATTERING	5	3	5	4	8

REP. IN CONGRESS 6TH DIST.

GLENN GROTHMAN	1125	921	1483	2126	1084
REG WRN-TOM POWELL	1	1	0	2	0
SCATTERING	51	30	54	135	65

STATE SENATOR 1ST DIST.

ANDREA GAGE-MICHAELS	N/A	N/A	N/A	1249	573
ANDRE JACQUE	N/A	N/A	N/A	1822	910
SCATTERING	N/A	N/A	N/A	1	5

STATE SENATOR 9TH DIST.

MANITOWOC COUNTY

NOVEMBER 8, 2022  
GENERAL

C	C	C	C	C
MTWC	MTWC	MTWC	TR	TR
15.16	17.18. 21.22	19.20	1-5	6-8

STATE SENATOR 9TH DIST.

DEVIN LEMAHIEU	1133	926	1491	N/A	N/A
REG WRN-JARROD SCHROEDER	3	3	3	N/A	N/A
SCATTERING	36	20	45	N/A	N/A

REP. TO THE ASSEMBLY 2ND DIST.

RENEE GASCH	N/A	N/A	N/A	1302	613
SHAE SORTWELL	N/A	N/A	N/A	1742	874
SCATTERING	N/A	N/A	N/A	1	2

REP. TO THE ASSEMBLY 3RD DIST.

RON TUSLER	N/A	N/A	N/A	N/A	N/A
SCATTERING	N/A	N/A	N/A	N/A	N/A

REP. TO THE ASSEMBLY 25TH DIST.

PAUL TITTL	1153	931	1487	N/A	N/A
SCATTERING	39	25	43	N/A	N/A

REP. TO THE ASSEMBLY 27TH DIST.

AMY BINSFELD	N/A	N/A	N/A	N/A	N/A
CHET GERLACH	N/A	N/A	N/A	N/A	N/A
SCATTERING	N/A	N/A	N/A	N/A	N/A

SHERIFF

DAN HARTWIG	1227	978	1591	2448	1185
SCATTERING	19	21	24	51	40

CORONER

CURT GREEN	1166	937	1464	2228	1085
REG WRN-BRAYDEN MYER	2	0	0	1	3
SCATTERING	30	16	24	41	31

CLERK OF CIRCUIT COURT

LYNN ZIGMUNT	816	611	962	1551	693
APRIL R. HIGGINS	756	628	1003	1504	793
SCATTERING	2	0	0	0	1

GIBSON-APPT CLERK/TREASRES	N/A	N/A	N/A	N/A	N/A
GIBSON-APPT CLERK/TREA NO	N/A	N/A	N/A	N/A	N/A
KOSSUTH-APPT TOWN CLERKYES	N/A	N/A	N/A	N/A	N/A
KOSSUTH-APPT TOWN CLER NO	N/A	N/A	N/A	N/A	N/A

MANITOWOC COUNTY

NOVEMBER 8, 2022  
GENERAL

C	C	C	C	C
MTWC	MTWC	MTWC	TR	TR
15.16	17.18	19.20	1-5	6-8
	21.22			

---

SCHLESWIG-APPT CLRK & TRS	N/A	N/A	N/A	N/A	N/A
SCHLESWIG-APPT CLRK & NO	N/A	N/A	N/A	N/A	N/A
DENMARK SD-Q1, EX REV LMS	N/A	N/A	N/A	N/A	N/A
DENMARK SD-Q1, EX REV NO	N/A	N/A	N/A	N/A	N/A
DENMARK SD-Q2, BOND \$31MES	N/A	N/A	N/A	N/A	N/A
DENMARK SD-Q2, BOND \$3 NO	N/A	N/A	N/A	N/A	N/A
HOWARDS GROVE SD-Q1, BONDS	N/A	N/A	N/A	N/A	N/A
HOWARDS GROVE SD-Q1, BO NO	N/A	N/A	N/A	N/A	N/A
HOWARDS GROVE SD-Q2, BONDS	N/A	N/A	N/A	N/A	N/A
HOWARDS GROVE SD-Q2, B NO	N/A	N/A	N/A	N/A	N/A
TWO RIVERS SD-BOND \$38.7MS	N/A	N/A	N/A	1922	934
TWO RIVERS SD-BOND \$38 NO	N/A	N/A	N/A	1082	522

GENERAL ELECTION

VOTING STATUS STATEMENT

	ELIG VOTES	VOTES CAST	PERCENT CAST
T CATO - W1-3	1272	848	67%
T CENTERVILLE	512	357	70%
T COOPERSTOWN - W1.2	1049	701	67%
T EATON	653	463	71%
T FRANKLIN - W1-3	1019	660	65%
T GIBSON - W1.2	1081	704	65%
T KOSSUTH - W1-3	1711	1063	62%
T LIBERTY - W1.2	998	702	70%
T MANITOWOC - W1.2	905	577	64%
T MTWC RAPIDS - W1-4	1793	1339	75%
T MAPLE GROVE	617	399	65%
T MEEME - W1.2	1175	829	71%
T MISHICOT - W1.2	1005	643	64%
T NEWTON - W1-3	1825	1188	65%
T ROCKLAND - W1.2	776	506	65%
T SCHLESWIG - W1.2	1619	1114	69%
T TWO CREEKS	337	230	68%
T TWO RIVERS - W1-3	1549	905	58%
V CLEVELAND - W 1.2	1137	703	62%
V FRANCIS CREEK	522	334	64%
V KELLNERSVILLE	284	131	46%
V MARIBEL	274	143	52%
V MISHICOT - W1.2	1157	656	57%
V REEDSVILLE - W1.2	876	487	56%
V ST NAZIANZ	600	304	51%
V VALDERS	725	425	59%
V WHITELAW	585	391	67%
C KIEL - W1-6	2728	1691	62%
C MTWC - W1.2	2488	1191	48%
C MTWC - W3.4	2809	1445	51%
C MTWC - W5.6	2389	1158	48%
C MTWC - W7.8	1876	691	37%
C MTWC - W9.10	2663	1236	46%
C MTWC - W11.12	2987	1487	50%
C MTWC - W13.14.23	2091	976	47%
C MTWC - W15.16	2999	1612	54%
C-MTWC - W17.18.21.22	2620	1265	48%
C MTWC - W19.20	3659	2011	55%
C TR - W1-5	5868	3122	53%
C TR - W6-8	3211	1519	47%
TOTALS	64444	36206	56%
NUMBER OF REPORTING UNITS	40		
NUMBER OF UNITS REPORTED	40		

**ALL CONTESTS**  
**MANITOWOC COUNTY**  
**2022 General Election**

**SUMMARY STATEMENT OF THE BOARD OF CANVASSERS**

The total number of votes cast for the **GOVERNOR / LIEUTENANT GOVERNOR**  
 was **36,038**

of which	<b>Tony Evers / Sara Rodriguez</b>	received	<b>13,937</b>
	<b>Tim Michels / Roger Roth</b>	received	<b>21,573</b>
	<b>Joan Ellis Beglinger /</b>	received	<b>493</b>
	<b>Seth Haskin (write-in)</b>	received	<b>2</b>
	<b>SCATTERING</b>	received	<b>33</b>

The total number of votes cast for the **ATTORNEY GENERAL**  
 was **35,602**

of which	<b>Josh Kaul</b>	received	<b>14,294</b>
	<b>Eric Toney</b>	received	<b>21,282</b>
	<b>SCATTERING</b>	received	<b>26</b>

The total number of votes cast for the **SECRETARY OF STATE**  
 was **35,508**

of which	<b>Doug La Follette</b>	received	<b>13,461</b>
	<b>Amy Lynn Loudenbeck</b>	received	<b>20,767</b>
	<b>Neil Harmon</b>	received	<b>728</b>
	<b>Sharyl R. McFarland</b>	received	<b>540</b>
	<b>SCATTERING</b>	received	<b>12</b>

The total number of votes cast for the **STATE TREASURER**  
 was **35,291**

of which	<b>Aaron Richardson</b>	received	<b>12,788</b>
	<b>John S. Leiber</b>	received	<b>21,521</b>
	<b>Andrew Zuelke</b>	received	<b>962</b>
	<b>SCATTERING</b>	received	<b>20</b>

The total number of votes cast for the **UNITED STATES SENATOR**

was **35,918**

of which	<b>Mandela Barnes</b>	received	<b>13,288</b>
	<b>Ron Johnson</b>	received	<b>22,561</b>
	<b>Adam Paul (write-in)</b>	received	<b>3</b>
	<b>SCATTERING</b>	received	<b>66</b>

The total number of votes cast for the **REPRESENTATIVE IN CONGRESS DISTRICT 6**

was **28,156**

of which	<b>Glenn Grothman</b>	received	<b>27,022</b>
	<b>Tom Powell (write-in)</b>	received	<b>53</b>
	<b>SCATTERING</b>	received	<b>1,081</b>

The total number of votes cast for the **STATE SENATOR DISTRICT 1**

was **8,865**

of which	<b>Andrea Gage-Michaels</b>	received	<b>2,973</b>
	<b>André Jacque</b>	received	<b>5,884</b>
	<b>SCATTERING</b>	received	<b>8</b>

The total number of votes cast for the **STATE SENATOR DISTRICT 9**

was **21,132**

of which	<b>Devin LeMahieu</b>	received	<b>20,406</b>
	<b>Jarrod Schroeder (write-in)</b>	received	<b>75</b>
	<b>SCATTERING</b>	received	<b>651</b>

The total number of votes cast for the **REPRESENTATIVE TO THE ASSEMBLY DISTRICT 2**

was **8,417**

of which	<b>Renee Gasch</b>	received	<b>3,089</b>
	<b>Shae Sortwell</b>	received	<b>5,320</b>
	<b>SCATTERING</b>	received	<b>8</b>

The total number of votes cast for the **REPRESENTATIVE TO THE ASSEMBLY DISTRICT 3**

was **348**

of which	<b>Ron Tusler</b>	received	<b>348</b>
	<b>SCATTERING</b>	received	<b>0</b>

The total number of votes cast for the **REPRESENTATIVE TO THE ASSEMBLY DISTRICT 25**

was **18,232**

of which	<b>Paul Tittl</b>	received	<b>17,673</b>
	<b>SCATTERING</b>	received	<b>559</b>

The total number of votes cast for the **REPRESENTATIVE TO THE ASSEMBLY DISTRICT 27**

was **3,352**

of which	<b>Amy Binsfeld</b>	received	<b>2,488</b>
	<b>Chet Gerlach</b>	received	<b>850</b>
	<b>SCATTERING</b>	received	<b>14</b>


### Certification of the Board of Canvassers

We, the undersigned, certify that we are the members of the Board of Canvassers for MANITOWOC County.

We certify that the attached tabular statement of Votes Cast and Summary Statement of the Board of Canvassers, canvassed and prepared by us, are correct and true as compiled from the original returns made to the MANITOWOC County Clerk.

BOARD OF CANVASSERS

(1)



(2)



(3)



(Date) Monday, November 14, 2022



SHERIFF

HARTWIG SCATTERING

MUNICIPALITY -----	CND-01 -----	CND-02 -----
T CATO - W1-3	732	6
T CENTERVILLE	278	3
T COOPERSTOWN - W1.2	585	8
T EATON	383	4
T FRANKLIN - W1-3	574	3
T GIBSON - W1.2	591	6
T KOSSUTH - W1-3	882	14
T LIBERTY - W1.2	608	4
T MANITOWOC - W1.2	477	0
T MTWC RAPIDS - W1-4	1097	14
T MAPLE GROVE	353	0
T MEEME - W1.2	705	10
T MISHICOT - W1.2	566	7
T NEWTON - W1-3	987	16
T ROCKLAND - W1.2	434	1
T SCHLESWIG - W1.2	937	14
T TWO CREEKS	196	3
T TWO RIVERS - W1-3	753	10
V CLEVELAND - W 1.2	542	9
V FRANCIS CREEK	275	4
V KELLNERSVILLE	103	3
V MARIBEL	121	0
V MISHICOT - W1.2	557	7
V REEDSVILLE - W1.2	425	3
V ST NAZIANZ	262	1
V VALDERS	373	4
V WHITELAW	335	4
C KIEL - W1-6	1377	29
C MTWC - W1.2	872	38
C MTWC - W3.4	1069	37
C MTWC - W5.6	725	46
C MTWC - W7.8	499	20
C MTWC - W9.10	932	28
C MTWC - W11.12	1106	32
C MTWC - W13.14.23	742	22
C MTWC - W15.16	1227	19
C-MTWC - W17.18.21.22	978	21
C MTWC - W19.20	1591	24
C TR - W1-5	2448	51
C TR - W6-8	1185	40

VOTES CAST-CANDIDATES: 28882 565

VOTES CAST-OFFICE: 29447 \*

CANDIDATES CND-01 DAN HARTWIG

CND-02 SCATTERING

CORONER

MUNICIPALITY -----	GREEN	RW-MYER	SCATTERING
	CND-01 -----	CND-02 -----	CND-03 -----
T CATO - W1-3	550	0	12
T CENTERVILLE	223	0	9
T COOPERSTOWN - W1.2	441	0	13
T EATON	310	1	14
T FRANKLIN - W1-3	423	0	9
T GIBSON - W1.2	476	1	11
T KOSSUTH - W1-3	719	0	14
T LIBERTY - W1.2	440	0	17
T MANITOWOC - W1.2	367	17	0
T MTWC RAPIDS - W1-4	863	4	18
T MAPLE GROVE	226	0	5
T MEEME - W1.2	514	0	15
T MISHICOT - W1.2	408	0	12
T NEWTON - W1-3	755	0	20
T ROCKLAND - W1.2	353	0	5
T SCHLESWIG - W1.2	754	0	19
T TWO CREEKS	159	0	7
T TWO RIVERS - W1-3	603	0	22
V CLEVELAND - W 1.2	442	1	17
V FRANCIS CREEK	231	0	5
V KELLNERSVILLE	88	0	1
V MARIBEL	103	0	0
V MISHICOT - W1.2	453	0	15
V REEDSVILLE - W1.2	337	0	11
V ST NAZIANZ	224	1	7
V VALDERS	307	0	13
V WHITELAW	277	0	6
C KIEL - W1-6	1244	0	45
C MTWC - W1.2	882	0	15
C MTWC - W3.4	1051	0	26
C MTWC - W5.6	888	0	19
C MTWC - W7.8	512	3	10
C MTWC - W9.10	858	1	27
C MTWC - W11.12	1046	0	32
C MTWC - W13.14.23	685	0	21
C MTWC - W15.16	1166	2	30
C-MTWC - W17.18.21.22	937	0	16
C MTWC - W19.20	1464	0	24
C TR - W1-5	2228	1	41
C TR - W6-8	1085	3	31

VOTES CAST-CANDIDATES: 25092 35 634

VOTES CAST-OFFICE: 25761 \*

CANDIDATES CND-01 CURT GREEN CND-02 REG WRN-BRAYDEN MYER CND-03 SCATTERING

CLERK OF CIRCUIT COURT

ZIGMUNT HIGGINS SCATTERING

MUNICIPALITY	CND-01	CND-02	CND-03
-----	-----	-----	-----
T CATO - W1-3	292	537	0
T CENTERVILLE	129	217	0
T COOPERSTOWN - W1.2	210	465	0
T EATON	143	302	1
T FRANKLIN - W1-3	217	422	2
T GIBSON - W1.2	280	407	0
T KOSSUTH - W1-3	446	602	1
T LIBERTY - W1.2	211	462	0
T MANITOWOC - W1.2	206	350	0
T MTRC RAPIDS - W1-4	521	768	0
T MAPLE GROVE	82	304	0
T MEEME - W1.2	251	552	1
T MISHICOT - W1.2	228	398	0
T NEWTON - W1-3	381	772	0
T ROCKLAND - W1.2	140	350	0
T SCHLESWIG - W1.2	355	726	0
T TWO CREEKS	93	131	0
T TWO RIVERS - W1-3	359	519	1
V CLEVELAND - W 1.2	256	426	0
V FRANCIS CREEK	173	149	1
V KELLNERSVILLE	58	69	0
V MARIBEL	50	88	0
V MISHICOT - W1.2	263	375	1
V REEDSVILLE - W1.2	158	318	0
V ST NAZIANZ	103	189	1
V VALDERS	144	269	1
V WHITELAW	160	219	0
C KIEL - W1-6	664	969	3
C MTRC - W1.2	637	536	0
C MTRC - W3.4	697	709	1
C MTRC - W5.6	682	449	2
C MTRC - W7.8	363	315	0
C MTRC - W9.10	605	594	1
C MTRC - W11.12	763	698	1
C MTRC - W13.14.23	485	465	0
C MTRC - W15.16	816	756	2
C-MTRC - W17.18.21.22	611	628	0
C MTRC - W19.20	962	1003	0
C TR - W1-5	1551	1504	0
C TR - W6-8	693	793	1

VOTES CAST-CANDIDATES: 15438 19805 21

VOTES CAST-OFFICE: 35264 \*

CANDIDATES CND-01 LYNN ZIGMUNT CND-02 APRIL R. HIGGINS CND-03 SCATTERING

COUNTY

THE WHOLE NUMBER OF VOTES GIVEN FOR SHERIFF WAS TWENTY-NINE THOUSAND FOUR HUNDRED FORTY-SEVEN...	29447.		
OF WHICH NUMBER--			
DAN HARTWIG	RECEIVED TWENTY-EIGHT THOUSAND EIGHT HUNDRED EIGHTY-TWO	28882 VOTES.	
SCATTERING	RECEIVED FIVE HUNDRED SIXTY-FIVE	565 VOTES.	
THE WHOLE NUMBER OF VOTES GIVEN FOR CORONER WAS TWENTY-FIVE THOUSAND SEVEN HUNDRED SIXTY-ONE...	25761.		
OF WHICH NUMBER--			
CURT GREEN	RECEIVED TWENTY-FIVE THOUSAND NINETY-TWO	25092 VOTES.	
SCATTERING	RECEIVED SIX HUNDRED THIRTY-FOUR	634 VOTES.	
REG WRN-BRAYDEN MYER	RECEIVED THIRTY-FIVE	35 VOTES.	
THE WHOLE NUMBER OF VOTES GIVEN FOR CLERK OF CIRCUIT COURT WAS THIRTY-FIVE THOUSAND TWO HUNDRED SIXTY-FOUR...	35264.		
OF WHICH NUMBER--			
APRIL R. HIGGINS	RECEIVED NINETEEN THOUSAND EIGHT HUNDRED FIVE	19805 VOTES.	
LYNN ZIGMUNT	RECEIVED FIFTEEN THOUSAND FOUR HUNDRED THIRTY-EIGHT	15438 VOTES.	
SCATTERING	RECEIVED TWENTY-ONE	21 VOTES.	

## CERTIFICATE OF DETERMINATION

GENERAL ELECTION - NOVEMBER 8, 2022


COUNTY


WE DO, THEREFORE, HEREBY DETERMINE AND CERTIFY THE FOLLOWING NAMED PERSONS RECEIVED THE GREATEST AND THE NEXT TO GREATEST NUMBER OF VOTES FOR THE RESPECTIVE OFFICE FOR WHICH EACH WAS A CANDIDATE ON NOVEMBER 8, 2022


FOR THE OFFICE OF	HIGHEST CANDIDATE	2ND HIGHEST CANDIDATE
SHERIFF	DAN HARTWIG	SCATTERING
CORONER	CURT GREEN	SCATTERING
CLERK OF CIRCUIT COURT	APRIL R. HIGGINS	LYNN ZIGMUNT


WE, THE UNDERSIGNED, CERTIFY THAT WE ARE THE MEMBERS OF THE BOARD OF CANVASSERS FOR MANITOWOC COUNTY.

WE CERTIFY THAT THE ATTACHED TABULAR STATEMENT OF VOTES CAST AND SUMMARY STATEMENT OF THE BOARD OF CANVASSERS, CANVASSED AND PREPARED BY US, ARE CORRECT AND TRUE AS COMPILED FROM THE ORIGINAL RETURNS MADE TO THE COUNTY CLERK, NOVEMBER 8, 2022.

  
-----  
JESSICA BACKUS, COUNTY CLERK

  
-----  
LINDA HERMAN  
A Republican

  
-----  
A REPUBLICAN

  
-----  
A Democrat