Office of the County Executive

Bob Ziegelbauer, County Executive
Manitowoc County Courthouse • 1010 S. 8th Street • Manitowoc WI 54220
Office: 920.683.5107 • Cell: 920.323.7497
bobziegelbauer@manitowoccountywi.gov

Accountability • Respect • Customer Service

"Continue our Progress"

October 11, 2022

Ladies and Gentlemen of the Manitowoc County Board,

Each year at this time we reflect on our mission; applying our financial goals, and priorities as we look to plan the budget for next year. Our mission is to keep delivering high quality services, efficiently, taking as little from the taxpayers as we can.

You have heard me talking about Manitowoc County's long term financial goals and priorities many times. They continue to be to:

- Hold the Line on Taxes while delivering high quality services
- Keep our debt low – less than 10% of the statutory maximum limit
- Continue with a robust capital improvement program
- Maintain our facilities, County Trunk roads, and equipment.

The Manitowoc County Board should be proud of the way we have held the line on County property taxes successfully year after year. I recently got this in an email from a constituent who compared the last 15 years of property taxes for his house. He looked at the County, City and School District portions of his tax bill. The result: his City Taxes went UP 45.1%; his School District taxes went UP 11.4%, but his **County Tax went DOWN 3.5% in the last 15 years**. The typical county taxpayer should have a similar result on their property.

Our financial plan is working well. In the past few years Manitowoc County held the line on property taxes, had huge surpluses, and reduced our debt to where it is about 7% of the statutory maximum limit. We expect a moderate surplus in 2022. We have also had aggressive highway maintenance plans and a robust capital improvement program. We can continue our progress.

"Inflation is our Nemesis"

Inflation is the cruelest tax. It affects us all, the most with low and fixed incomes. Inflation affects local governments too, as the government revenues don't keep up with the increased expenses as we deliver services. Manitowoc County government is affected by inflation, but we don't have to pass the full effects on to our taxpayers. In 2023 we will raise our tax bills by less than 3%, well less that our current inflation rate.

The Manitowoc County 2023 budget that I am proposing today, calls for a tax levy for operations of $32,459,183 to support total spending of $87,688,664. This will result in **a slight county tax increase, 2.8% on the typical county taxpayer** reduced because of the new construction in the county properties at 1.46% from last year. This is continued good news for taxpayers and beats the inflation rate significantly.

We hold the taxpayer's money as a precious resource. Annual budgets are more than one year plans. Yearly budgets fit together in one unified strategy to achieve our long term goals and priorities. Simply put, we have a plan to deliver high quality services and maintain all of our equipment, county trunk roads and bridges, now and in the future.

Please look at the charts I've attached to this memo. They were prepared by the Comptroller and show our history on capital spending and debt. Yes, we borrowed ($37,500,000 in the past 18 years), but that supported over $109,000,000 in capital projects. Very low interest rates, and the resulting lower cost of capital, spreads the cost of capital expenditures to taxpayers over its useful life and allows us to keep our property taxes low.

Notice how we have maintained our debt at very low levels in the past, usually less than 10% of our statutory debt limit. It's less than 7% now and we can reasonably project that we will keep it below 10% into the future. Our debt service is very low, less than 9% of our tax levy. (See more on Manitowoc County's debt load on pages 38-42).

Manitowoc County continues to be in strong financial shape. We have been working together with the County Board to make decisions that hold to two important long term priorities: continuing to hold the line on property taxes while delivering high quality services. We have kept government affordable and have modernized daily operations, while always staying focused on the future.

"Priorities"

Our priorities for 2023 fall into three main categories:

1. Combating inflation with an investment in human capital by raising the pay scale up 5% in all cells on the pay scale and proceeding with a 5% increase in the health insurance premiums. To compensate for the insurance increase we will offer new benefits and incentives in the health care program;

2. Making a major expansion in the Human Services department designed to get a handle on mental health, child welfare, and the opioid crisis;

3. Continuing with an aggressive highway maintenance program for 18.2 miles of road re-surfacing. (Look for more on pages 45-49)

"Proposals for 2023"

My budget proposal for 2023 contains several key items that I would like to specifically draw to your attention to:

1. I propose the levy to be $32,459,182.67, 4.22% more compared to last year which holds the line on property taxes relative to inflation and provides the typical county property taxpayer with a **slight tax increase (2.8%)** from last year, when combined with the 1.46% net new construction growth in 2022.

2. Our employees are important. To combat the inflationary pressure on them and compete in the employment market I am recommending that we increase the salary cells on our pay plan by 5% for all county employees.

3. Health Insurance costs are important too. As a result of our good experience with our self-funded self-directed high deductible health plan there were no changes in health care premiums for the last eight years. However inflation hits health care costs too. I am recommending that we raise the premium on our health care plan by 5% on both the employer and employee share. (See page 51 for our health insurance claims history.).

4. In addition to the rate change on health care costs I am recommending that we add a wide range of preventative screening incentives for our employees and spouses and a "Health Joy" mobile app for every employee, to help them with the latest modern technology to navigate their benefits and incentives. (Look at pages 30-31 for more on this.)

5. County Trunk Highway road maintenance continues to be a high priority. In 2023 I am recommending that we appropriate $5,359,419 for highway projects with 18.2 miles of road resurfacing. Manitowoc County has an aggressive 17 year rotational plan for County Trunk road maintenance. Our county trunk roads are in good shape. With this appropriation we will maintain our five year plan for road maintenance and construction. (See the five year plan for bridges and highways on pages 45 - 49).

6. I recommend that we borrow $2,500,000 to finance these highway projects and hiring 2 additional maintenance workers in the Highway department.

7. In December 2018 the County Board passed a resolution asking for a 4th circuit court to be added to Manitowoc County. Last November the Director of the State Courts informed Manitowoc County of their decision to add a 4th Court. In August 2023 a 4th branch court will be added to Manitowoc County. I am recommending that $1,700,000 be appropriated from the Capital Projects fund to build the needed 4th courtroom. (As a precedent, when Manitowoc County renovated the B-15 courtroom in 2016 this fund financed the project.).

8. I am recommending that 1 Court Clerk be added in the Department of Clerk of Circuit Court; and 1 Bailiff be added in the Sheriff's Department when the 4th court opens.

9. Manitowoc County has increased needs in the Human Services Department. In the past we have been expanding to provide services for families and their children. We have rising workloads in our children and families division, child protective services, foster children and the clinical services division. (Look at the financial dashboard attached to this.) If you ask Human Services' supervisors what causes this? The answer is the turbulence caused by the opioid crisis giving way to the methamphetamine and fentanyl crisis bolstered by expanding entitlements. Young parents messing with drugs and getting off the grid endangers their children. That is when the Human Services Department gets called on to provide services.

   I am recommending that we add 17 positions to the Human Services Department. Most of these added positions will be funded externally through State and Federal programs.

   a. 6 positions in the Comprehensive Community Services program; 2 rehab specialists, 3 facilitators, and 1 supervisor.

   b. 2 social workers in the Child Protective Services

   c. 2 daytime crisis social workers

   d. 1 AODA counselor

   e. 1 Administrative Support Specialist

   f. 1 Family Finder social worker

   g. 3 Children Long Term Support social workers

   h. 1 After hour's crisis worker from a limited term employee to full time.

10. I am recommending that we allocate $250,000 in the Opioid Settlement payments that we have received to the Human Services Department because the needs in Child Protection and Mental Health are greatly affected by the drug problem.

11. I am recommending that we appropriate $645,000 for the Public Works Department to fund major maintenance of our equipment and facilities for our continuous five year program. (See pages 50-51F.)

12. Manitowoc County Expo had a successful year with record attendance of the Manitowoc County Fair. I am recommending that $425,000 be appropriated from the Expo reserve for a variety of capital projects that the Expo Board and the Public Works Committee unanimously recommended. (See page 51A-52.)

13. I am recommending that an updated Voting System be installed in the County Board meeting room at the Heritage Center, financed by the Information Technology Internal Service Fund.

14. The Information Technology Division of the Public Works Department will have increased costs due to added initiatives for internet security and increased costs of licensing. The Information Systems budget increased $224,000 from 2022 to 2023 due to the addition of a Managed Security Operations Center Contract to monitor, prevent, investigate and respond to cyber threats around the clock, the increase in costs of User-based licensing fees for all employees throughout the County, and for the new Electronic Health Records software support for the Public Health Department.

15. The Parks Department was busy in the past two years building the Maribel Caves, Cato Fall's, and Walla Hi parks' pavilions; and boat launching projects on English, Wilke and Pigeon lakes. In 2023 the Parks Department will be working on boat launches at Carsten's Lake and Long Lake, and enhancing the Tuma Lake launch site.

16. I recommend all the changes in reclassifications on page 28. This includes all of the correction officers because their duties, responsibilities, training and equipment have changed. This will cost over a $160,000 in the Jail. For all changes in the personnel allocations see page 23-29

17. I am recommending that we appropriate $250,000 in the American Rescue Plan Act fund to General Fund expenses in the 2023 budget.

18. I am recommending that $500,000 be appropriated from the General Fund Reserve for this budget.

19. The Courthouse Dome Renovation project is NOT part of this budget. That will come at a later meeting as a separate County Board resolution.

20. We welcome our new Soil and Water Department Director, Dave Wetenkamp, succeeding Jerry Halverson.

We spend the taxpayers' money as efficiently as possible. It's paid off, in our services and the quality of our operations countywide. In this budget we are making a commitment to our employees by investing nearly $2,000,000 in salary and benefits to combat inflation. This is a budget that's holding the line on taxes; continues our low debt profile; has an aggressive highway maintenance plan; a major initiative in the area human services, while having a robust capital spending program.

I am grateful to the County Board for their willingness to join me in making decisions that have allowed us to be successful. We have made good decisions in the past which will keep county government affordable for years to come.

Thanks to the Finance Director, J.J. Gutman, for his help in putting this budget together and to all of the employees of Manitowoc County for the good work they do.

Thanks to the support of the County Board, and the citizens of our county, Manitowoc County government is not only more effective, but also more sustainable, nimble, and better able to adjust to change in the future.

I want to draw your attention to the back section of the budget booklet which re-states and summarizes appropriations on a department by department basis. This section provides important information on the mission, resources, staffing, and tax levy necessary for each department; making for an easier understanding of its impact. We've included our revised 5 year plans for major departments. Other information included in the miscellaneous section is important to help a reader get a better understanding of specific new proposals for 2023 and how they fit into the entire Manitowoc County budget plan.

I believe that this is a good plan for Manitowoc County. I look forward to your deliberations over the next few weeks and would appreciate your support of these proposals. I invite you to meet with me as needed, informally or at the committee level, to help answer your questions and understand details in this budget as you prepare to pass it in November.

As is always the case please don't hesitate to call on me if I can ever be of assistance to you on this or any other issue of importance to you. Thank you very much for your consideration.

Sincerely,



Bob Ziegelbauer
Manitowoc County Executive

Manitowoc County Principal Indebtedness

Year	Principal Beginning Balance January 1,	Principal Retired During The Year	Principal Ending Balance December 31,	Per-cent of Maximum Debt
2019	$25,110,000	$3,555,000	$28,665,000	9.99%
2020	$28,665,000	($1,039,296)	$27,625,704	10.20%
June 30, 2020	$29,270,000	($3,240,000)	$26,030,000	8.15%
2021	$26,030,000	($1,710,000)	$24,320,000	7.62%
2022	$24,320,000	($2,000,000)	$22,320,000	6.16%
2023	$22,320,000	$390,000	$22,710,000	6.27% *
2024	$22,710,000	($1,885,000)	$20,825,000	
2025	$20,825,000	($1,995,000)	$18,830,000	
2006	$18,830,000	($2,085,000)	$16,745,000	
2027	$16,745,000	($1,875,000)	$14,870,000	
2028	$14,870,000	($1,935,000)	$12,935,000	
2029	$12,935,000	($2,010,000)	$10,925,000	
2030	$10,925,000	($2,085,000)	$8,840,000	
2031	$8,840,000	($1,590,000)	$7,250,000	
2032	$7,250,000	($980,000)	$6,270,000	
2033	$6,270,000	($1,005,000)	$5,265,000	
2034	$5,265,000	($1,040,000)	$4,225,000	
2035	$4,225,000	($1,070,000)	$3,155,000	
2036	$3,155,000	($655,000)	$2,500,000	

Long-Term Financial Goal:

Keep debt below 10% of the State Maximum

* Includes borrowing of $2.5 million in principal paid off column

Manitowoc County General Fixed Assets Spending 2006 - 2023

	Land & Land Improvements	Buildings & Building Improvements	Infrastructure	Equipment, Vehicles, & Miscellaneous	Total	Debt Borrowed
2006	$2,815,171	$525,931	$861,445	$1,443,086	$5,645,633	
2007	926,568	191,695	1,808,627	719,276	3,646,166	
2008	614,081	163,819	1,141,372	1,087,123	3,006,395	
2009	24,100	157,536	1,306,334	895,319	2,383,289	
2010	-	7,914,746	1,160,521	481,878	9,557,145	15,740,000
2011	79,950	466,411	1,786,908	8,797,382	11,130,651	
2012	46,500	1,370,895	1,189,668	3,802,224	6,409,287	
2013	29,093	1,394,147	319,427	840,951	2,583,618	1,900,000
2014	-	339,753	2,078,517	1,016,669	3,434,939	
2015	18,975	173,420	1,612,876	1,491,970	3,297,241	
2016	87,022	949,868	1,157,617	1,547,035	3,741,542	
2017	498,900	5,936,765	694,840	1,627,913	8,758,418	7,110,000
2018	-	2,064,983	2,777,234	924,535	5,766,752	1,500,000
2019	533,700	1,767,600	8,290,000	1,967,542	12,558,842	6,505,000
2020	272,220	994,000	2,318,000	565,500	4,149,720	1,275,000
2021	265,200	465,000	2,732,484	746,750	4,209,434	1,000,000
2022	227,000	525,000	3,138,420	6,230,000	10,120,420	-
2023*	327,200	2,112,000	5,497,428	760,339	8,696,967	2,500,000
Total	$6,765,680	$27,513,569	$39,871,718	$34,945,492	$109,096,459	$37,530,000

Manitowoc County Human Services Department

Financial Dashboard for Position Requests

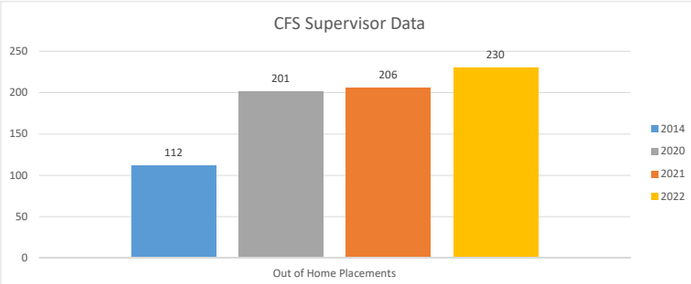

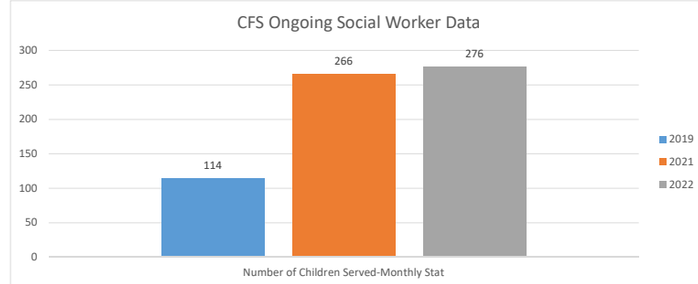

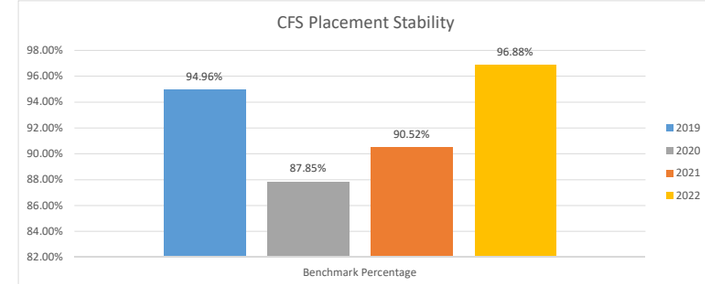

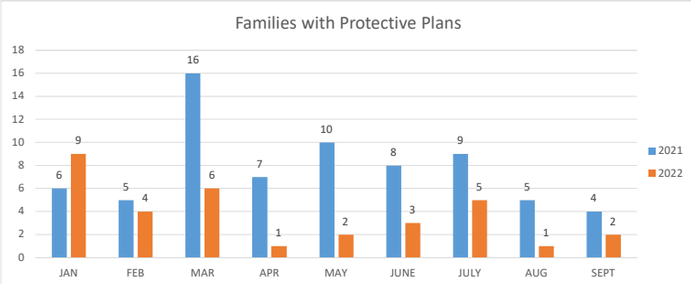

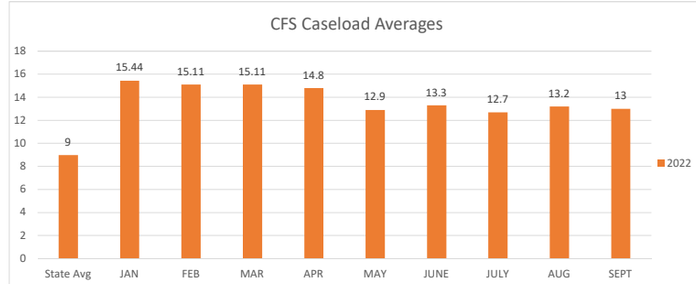

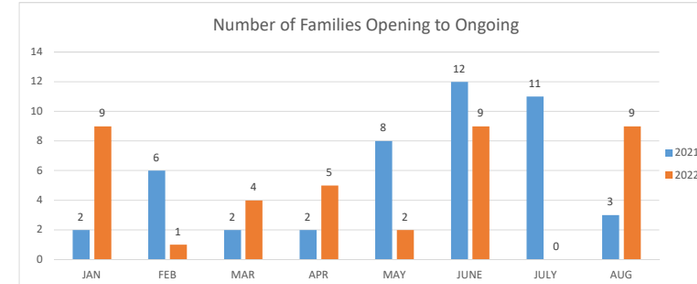

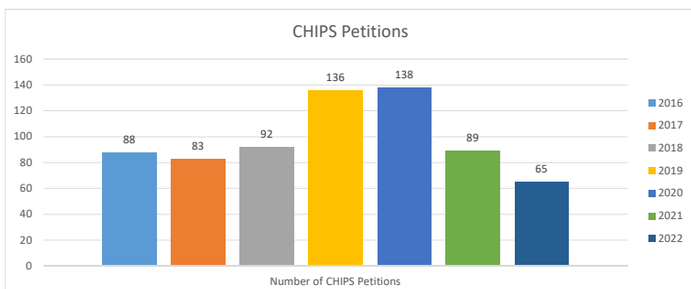

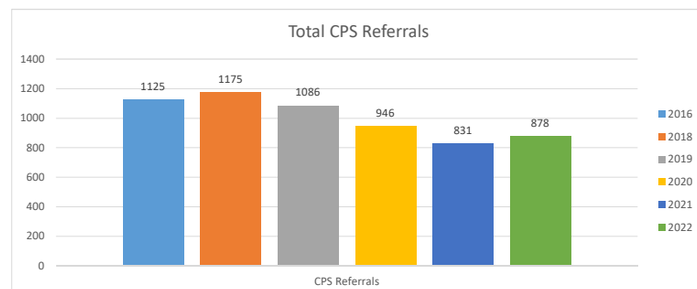

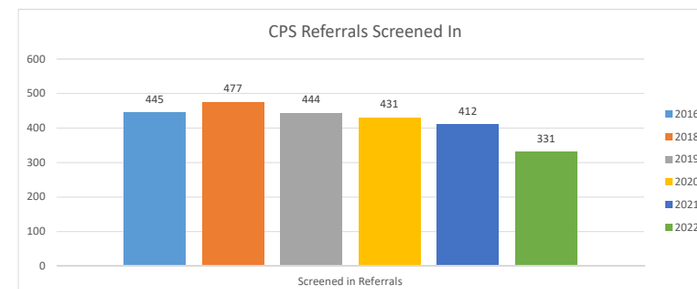

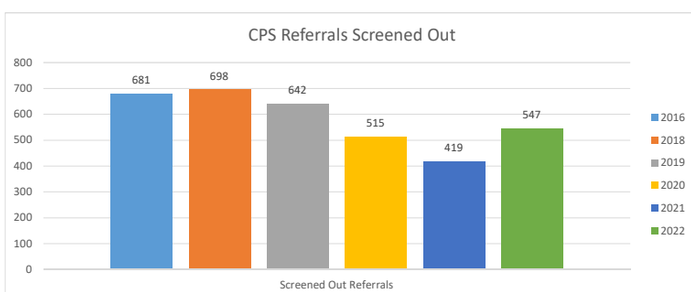

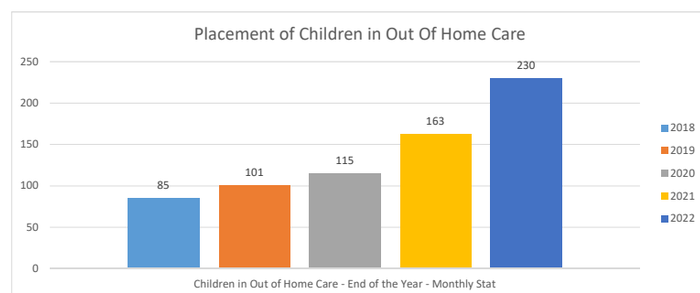

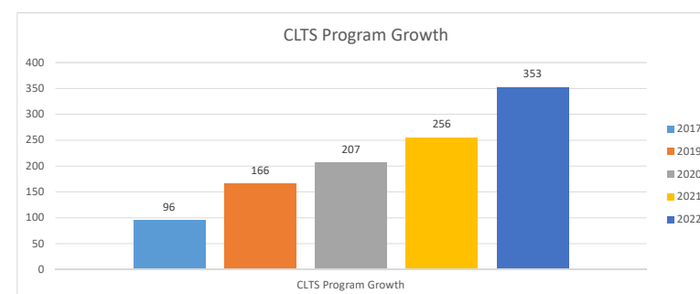

Date Last Updated 10/10/2022

Manitowoc County, WI
2023
Executive's Proposed
Annual Budget Book

TABLE OF CONTENTS

Manitowoc County, WI – 2023 Proposed Budget

2023 Executive's Transmittal ..... *ii*
Manitowoc County 2023 Proposed Budget - Pie Chart *1*
Budget Summary General Fund – Component Parts of the Tax Levy & Rate *2*
Fund Balance Summary – All Budgeted Funds *3*

GOVERNMENTAL FUNDS SUMMARIES

General Fund *4*
Human Services Special Revenue Fund *10*
Highway Roads & Bridges Special Revenue Fund *13*
Solid Waste Recycling Special Revenue Fund *14*
Waste Disposal Operations Special Revenue Fund *15*
Aging Resources Special Revenue Fund *16*
Soil & Water Conservation Special Revenue Fund *17*
Expo Special Revenue Fund *18*
Debt Service Fund *19*
Capital Projects Fund *20*

PROPRIETARY FUNDS SUMMARIES

Highway Enterprise Fund *21*
Information Systems Internal Service Fund *22*

MISCELLANEOUS SUMMARY DATA & SCHEDULES

2023 Full Time Equivalent Report (FTE) by Department *23*
FTE Changes During 2022 Included in 2023 and Reconciliation to 2022 Budget *28*
FTE Additions/Deletions/Changes in Proposed 2023 Budget *29*
Personnel Changes Included in Proposed 2023 Budget *30*
FTE Authorized Positions History by Department 2000 through 2023 ..... *32*
Equalized Value – Tax Levy & Tax Rate History *33*
Outlay Items Included in the 2023 Budget with Comparison to 2022 ..... *34*
Combined Schedule of Outstanding Long Term Obligations Summary *38*
Combined Schedule of Debt Service By Issue *39*
Bonding History for Projects since 2006 ..... *42*
Proposed Expenses Revenues and Tax Levy by Department 2023 with 2022 and 2021 Levy *43*
2023 Proposed Budget Summary by Fund *44*
Highway Commission – Tentative Five Year Construction Schedule 2023-2027 ..... *45*
Highway Road History Spending *46*
Highway Bridge and Road Graph Ratings *47*
Public Works – Capital Projects Report (Multi Year Plan) *50*
Capital Improve Plan narrative *51*
Expo Projects Using Land Sales Proceeds Outlay Schedule *52*
Park Department – 5 Year Capital Projects/Outlay Plan & Utility Proceeds Usage *53*
Health Insurance History *54*
Draft Resolution Adopting 2023 Budget and Property Tax Levy *55*
Equalized Value – Relative Change from Year to Year *59*
2022 County Levy Limit Worksheet – State Form SL-200c for 2023 Budget *60*
Apportionment of the 2023 Proposed County Budget *62*
Proposed Expenditures / Revenues and Tax Levy By Fund Worksheet *63*

BUDGET SUMMARY BY DEPARTMENT (Index) *64*

This section presents the budget book in a departmental format. It is intended to provide the user with a better understanding of the county's budget and allows us to provide additional information.

Abbreviations / Acronyms used within this document 65

Manitowoc County
2023 Proposed Budget
Graphical Representation

Total Expenses = $87,688,664

Where the Money Comes From
% Source of Total Revenue

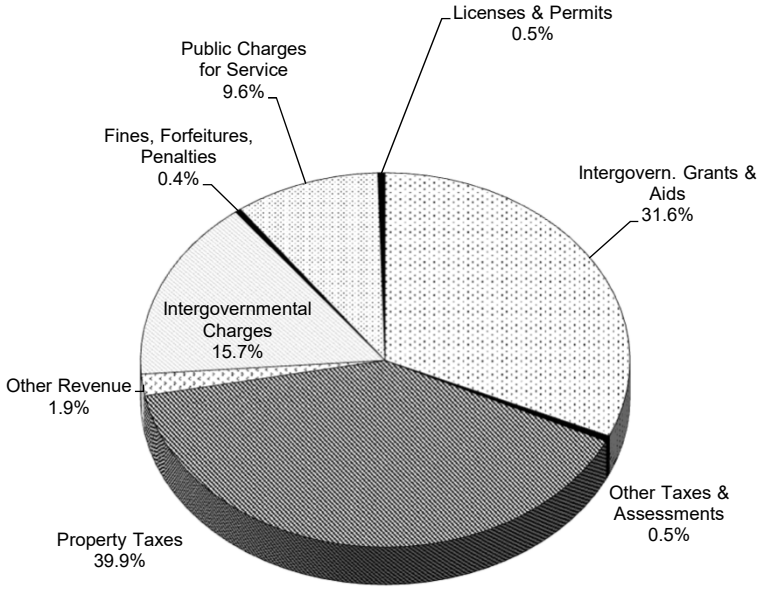

Where the Money Goes
% Expenditures by Function

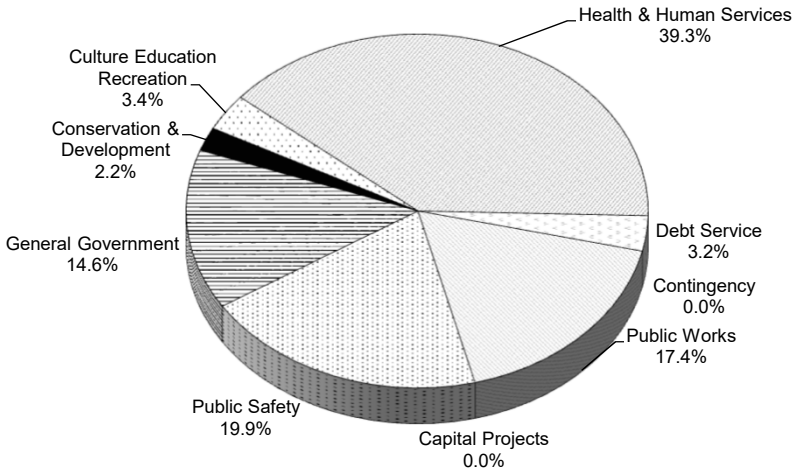

Where the Money Goes
% Expenditures by Object

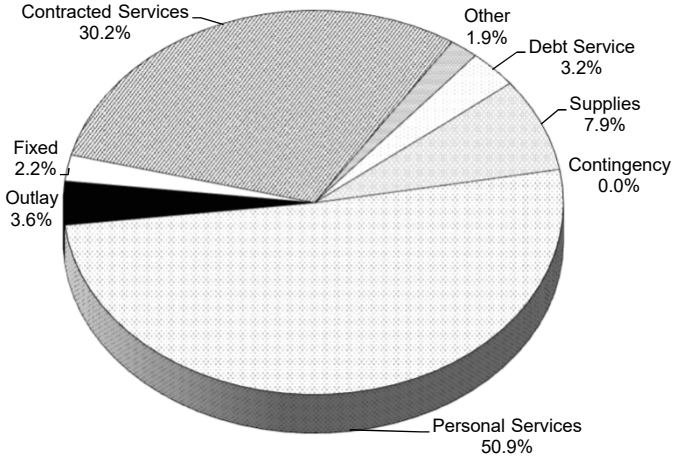

S:\2023 Proposed Budget\Book 2023 Proposed\[Piechart Proposed 2023.xlsx]Graphs
10/3/22 8:57

THIS PAGE LEFT BLANK INTENTIONALLY

Budget Summary - General Fund

GENERAL FUND:	Budget 2022	Estimated Experience 2022	Proposed 2023	Percent Increase or (Decrease)
EXPENDITURES:				
General Government	$ 8,712,135	$ 7,583,620	$ 10,093,708	15.86%
Public Safety	$ 16,200,472	$ 15,832,046	$ 17,470,300	7.84%
Public Works	$ 560,884	$ 511,029	$ 570,799	1.77%
Health & Human Services	$ 3,037,726	$ 2,537,251	$ 3,208,072	5.61%
Culture,Education,Recreation	$ 1,591,786	$ 1,629,179	$ 1,806,363	13.48%
Conservation/Development	$ 1,107,708	$ 1,083,759	$ 1,152,134	4.01%
Total Expenditures	$ 31,210,711	$ 29,176,884	$ 34,301,375	9.90%
REVENUES:				
Property Taxes	$ 17,056,039	$ 17,056,039	$ 18,310,183	7.35%
Other Taxes	$ 317,125	$ 320,125	$ 393,125	23.97%
Intergovern Grants & Aids	$ 8,129,283	$ 8,174,965	$ 8,489,079	4.43%
License & Permits	$ 400,870	$ 389,484	$ 385,784	-3.76%
Fines,Forfeitures,Penalties	$ 272,100	$ 245,100	$ 273,100	0.37%
Public Charges for Service	$ 2,624,262	$ 2,542,518	$ 2,567,014	-2.18%
Intergov. Chgs for Service	$ 380,359	$ 555,632	$ 568,690	49.51%
Other Revenue	$ 444,218	$ 661,482	$ 809,400	82.21%
Total Revenues	$ 29,624,256	$ 29,945,345	$ 31,796,375	7.33%
OTHER FINANCING SOURCES (USES) NET:				
Transfers In (Out) or Fund				
Balance Applied/(Retained) Net	$ 1,686,057	$ -	$ 2,505,000	
Total Revenue & Other Sources	$ 31,310,313	$ 29,945,345	$ 34,301,375	

Component Parts of the Tax Levy & Rate
With Comparative Figures for Last Year

	Operations	Special Levies		Debt Service	Totals
		Library	Bridge Aid		
2022 Adopted Tax Levy	$27,548,422.41	$949,265.00	$338,983.00	$2,307,303.00	$31,143,973.41
2022 Adopted Tax Rate *	$3.801402	$0.130989	$0.046776	$0.318384	$4.297551
2023 Adopted Tax Levy	$28,564,750.67	$936,497.00	$135,933.00	$2,822,002.00	$32,459,182.67
2023 Adopted Tax Rate *	$3.941645	$0.129227	$0.018757	$0.389408	$4.479037
Difference:					
2023 vs. 2022 Tax Levy	$1,016,328.26	($12,768.00)	($203,050.00)	$514,699.00	$1,315,209.26
Levy % Change	3.69%	-1.35%	-59.90%	22.31%	4.22%
2023 vs. 2022 Tax Rate *	$0.140243	($0.001762)	($0.028019)	$0.071024	$0.181486
Rate % Change	3.69%	-1.35%	-59.90%	22.31%	4.22%

* Rate Expressed as per $1,000 of Equalized Value (Excluding TID)

2022 / 2023 BUDGET / FUND BALANCE SUMMARY - ALL BUDGETED FUNDS

Estimate as of Sept..30, 2022

	General Fund Fund 100	Human Services Fund 200	Highway Fund 201	Recycling Fund 202	Solid Waste Fund 203	Aging Services Fund 205	Soil & Water Con. Fund 207
Estimated Fund Balance 01/01/2023	6,205,571	1,965,226	17,306	17,194	329,626	1,156,250	219,716
Portion Estimated as Undesignated 01/01/2023	2,420,375						
Budgeted REVENUES	13,486,192	21,257,774	1,800,000	557,408	1,357,000	3,284,887	366,319
Required Tax Levy	18,310,183	5,792,729	* 4,578,916	539,986	10,000	26,000	379,366
Budgeted EXPENDITURES	34,301,375	27,953,135	8,878,916	1,097,394	1,367,000	3,310,887	745,685
Excess Revenue Over (Under) Expenditures	(2,505,000)	(902,632)	(2,500,000)	0	0	0	0
Operating Trans In Fund Bal Applied / Borrowing	2,505,000	902,632	2,500,000	0	0	85,807	6,165
Operating Transfers (Out) Fund Bal. (Retained)	0	0	0	0	0	0	0
Estimated Total Fund Balance 12/31/2023	3,700,571	1,965,226	17,306	17,194	329,626	1,156,250	219,716
Portion Estimated as Undesignated 12/31/2023	2,526,750						

3

	Expo SRF 225	Debt Service 301	Capital Projects Various Funds	Highway Fund 607 (**)	Info Systems Fund 601 (**)	Grand Total Reported Funds
Estimated Fund Balance (**) 01/01/2023	1,668,642	1,084,167	0	9,875,629	2,432,465	24,971,792
Estimated Undesignated 01/01/2023						2,420,375
Budgeted REVENUES	687,812	0	0	3,347,763	2,710,559	48,855,714
Required Tax Levy	0	2,822,002	0	0	0 A	32,459,183
Budgeted EXPENDITURES	872,924	2,822,002	0	3,347,763	2,710,559	87,407,641
Bond Proceeds	0	0	0	0	0	0
Excess Revenue Over (Under) Expenditures	(185,112)	0	0	0	0	(6,092,744)
Operating Transfers In Fund Balance Applied	185,112	0	0	0	0	6,184,716
Operating Transfers (Out) Fund Bal. (Retained)	0	0	0	0	0	0
Estimated Total Fund Balance 12/31/2023 (*)	1,483,530	1,084,167	0	9,875,629	2,432,465	22,281,680
Portion Restricted by County Board for Expo	1,483,530					1,483,530

(*) Includes $135,933.00 in Bridge Aid Petitions

(**) For Highway #607 and Info Systems #601, the term Fund Balance is referring to Net Assets.

A = Plus $0 in Illegal Real Estate Tax Charge Backs not listed in any of the Budgeted Funds. Total Tax Levy is $32,459,182.67

GOVERNMENTAL FUNDS

DETAIL SUMMARIES

General Fund

Human Services Special Revenue Fund

Highway Roads & Bridges Special Revenue Fund

Solid Waste Recycling Special Revenue Fund

Waste Disposal Special Revenue Fund

Aging Resources Special Revenue Fund

Soil & Water Special Revenue Fund

Expo Special Revenue Fund

Debt Service Fund

Capital Projects Fund

Manitowoc County, WI

GENERAL FUND SUMMARY

	Experience 2021	Budget 2022	Six Months Experience 2022	Estimated Experience 2022	Proposed 2023	Percent Increase or (Decrease)
REVENUE:						
Property Taxes	17,598,740	17,056,039	17,056,039	17,056,039	18,310,183	7.35
Other Taxes	364,190	317,125	150,866	320,125	393,125	23.97
Intergovern Grants & Aids	8,230,415	8,129,283	1,170,550	8,174,965	8,489,079	4.43
License & Permits	442,472	400,870	199,841	389,484	385,784	(3.76)
Fines,Forfeitures,Penalties	243,428	272,100	111,536	245,100	273,100	0.37
Public Charges for Service	2,683,542	2,624,262	1,098,155	2,542,518	2,567,014	(2.18)
Intergov. Chgs for Service	362,915	380,359	261,538	555,632	568,690	49.51
Other Revenue	719,811	444,218	202,973	661,482	809,400	82.21
Total Revenue	30,645,513	29,624,256	20,251,498	29,945,345	31,796,375	7.33
EXPENDITURES:						
General Government	8,806,760	8,712,135	4,764,544	7,583,620	10,093,708	15.86
Public Saftey	15,496,784	16,200,472	8,018,105	15,832,046	17,470,300	7.84
Public Works	509,513	560,884	263,952	511,029	570,799	1.77
Health & Human Services	3,234,787	3,037,726	1,473,729	2,537,251	3,208,072	5.61
Culture,Education,Recreation	1,481,861	1,591,786	1,235,807	1,629,179	1,806,363	13.48
Conservation/Development	1,003,353	1,107,708	516,579	1,083,759	1,152,134	4.01
Total Expenditures	30,533,059	31,210,711	16,272,717	29,176,884	34,301,375	9.90
Excess Revenue Over(Under) Expenditures	112,454	(1,586,455)		768,461	(2,505,000)	
OTHER FINANCING SOURCES (USES):						
Sales of Note or Bond	0	0		0	0	
Transfer From UW Manitowoc CPF	0	0		0	0	
Transfer to Highway Special Rev Fund	0	0		0	0	
Transfer from Health Ins ISF	300,000	0		0	0	
Transfer from ARPA	0	1,686,057		0	250,000	
Transfer to Human Services SRF	0	0		0	0	
Total Other Financing Items	300,000	1,686,057		0	1,950,000	
Excess Revenue & Other Sources Over (Under) Expenditures & Other Uses	412,454	99,602		768,461	(555,000)	
Fund Balance - January 1	5,484,772	5,897,227		5,897,227	6,665,687	
Fund Balance - December 31	5,897,227	5,996,829		6,665,687	6,110,687	
ALLOCATION OF FUND BALANCE:						
Nonspendable for:						
Resrvd-Property Taxes	880,068	880,068		880,068	880,068	
Resrvd-Mortgage Receivable	0	0		0	0	
Resrvd-Prepaid Items	43,638	43,638		43,638	43,638	
Resrvd-Inventory	29,946	29,946		29,946	29,946	
Restricted for:						
Unres/Desig-Public Health	2,308	2,308		2,212	2,137	
Unres/Desig-Veterans Srv	48,559	48,559		48,559	48,559	
Unres/Desig-Utility Conserv Parks/SW	0	(20,300)		465,328	27,799	
Unres/Desig-Land Records Modern	303,659	303,659		303,659	334,459	
Unres/Desig-ROD-Redaction	85,812	85,812		85,812	85,812	
Unres/Desig-UW Extension	0	0		0	0	
Committed for:						
Unres/Desig-Mapping	109,621	109,621		109,621	114,621	
Unres/Desig-Area Plan PP	160,473	160,473		160,473	160,309	
Unres/Desig-Park Dept.	0	0		0	0	
Unres/Desig-Vehicle	138,926	138,926		138,926	138,926	
Unres/Desig-D.A. Office	10,000	10,000		10,000	10,000	
Unres/Desig-Emgt Hazmat	188,742	188,742		188,742	168,687	
Unres/Desig-Personnel	13,059	13,059		13,059	13,059	
Unres/Desig-Elections	131,232	71,232		71,232	46,232	
Unres/Desig-Treasurer	130,000	130,000		122,540	122,540	
Unres/Desig-JDC Project	284,433	284,433		284,433	284,433	
Unres/Desig-PW--PBX Project	218,575	218,575		298,575	321,075	
Assigned for:						
Unreserved/Undesigna	2,232,858	2,412,760		3,373,547	3,243,070	
Total	5,897,227	5,996,829		6,665,687	6,110,687	

EXPENDITURES RESTATED BY OBJECT:

	Experience 2021	Budget 2022	Six Months Experience 2022	Estimated Experience 2022	Proposed 2023	Percent Increase or (Decrease)
Contingency	0	0	0	0	0	-
Personal Services	20,321,692	21,016,081	9,975,913	18,683,491	22,347,006	6.33
Contracted Services	5,927,823	6,251,044	3,900,320	6,003,370	6,856,983	9.69
Operation & Maintenance	2,155,211	1,916,114	991,898	1,947,245	2,096,583	9.42
Fixed Charges	412,737	392,297	409,166	391,521	415,003	5.79
Other Expenses	0	0	0	0	0	-
Outlay	1,715,596	1,635,175	995,420	2,151,257	2,585,800	58.14
Total Expenditures	30,533,059	31,210,711	16,272,717	29,176,884	34,301,375	9.90

General Fund Continued

Manitowoc County, WI
GENERAL FUND REVENUE

	Revenues 2021	Budget 2022	Six Months Experience 2022	Estimated Experience 2022	Proposed 2023	Percent Increase or (Decrease)
REVENUE RESTATED BY OBJECT:						
Property Taxes						
Property Taxes	17,598,740	17,056,039	17,056,039	17,056,039	18,310,183	7.35
Total Property Taxes	17,598,740	17,056,039	17,056,039	17,056,039	18,310,183	7.35
Other Taxes						
Forest Crop Tax	0	5	0	5	5	0.00
Managed Forest Land	21,229	17,000	18,177	20,000	18,000	5.88
Sales Tax	130	120	60	120	120	0.00
Interest on Taxes	342,831	300,000	132,629	300,000	375,000	25.00
Total Other Taxes	364,190	317,125	150,866	320,125	393,125	23.97
Intergovern Grants & Aids						
Intergovernmental Grants/Aid	0	0	0	6,100	6,100	-
Fed HAVA Voting Grant	(5,041)	0	0	0	0	-
Public Safety-Cops Grant	15,755	0	1,208	1,208	0	-
Metro Anti-Meth Grant	8,810	0	973	0	0	-
FingerPrint Grant	12,791	0	12,791	0	13,000	-
Bullet Proof Vest Prgm Grant	2,185	2,500	3,109	3,109	2,500	0.00
DEA/TFO GRANT	13,017	19,372	7,882	14,000	19,372	0.00
US Marshall Reimb	0	7,500	0	0	0	(100.00)
Relentless Pursuit	7,500	0	7,613	17,000	7,500	-
Comm Grant	0	104,898	104,898	0	0	(100.00)
State Shared Revenue	5,023,956	5,013,302	0	5,013,302	5,339,580	6.51
State Computer Aid	89,413	80,000	0	0	80,000	0.00
State Personal Prop Aid	161,646	203,173	203,173	203,173	183,771	(9.55)
Clerk Ct Support Reimb	248,089	249,128	124,564	250,456	251,784	1.07
Clerk Ct GAL Reimb	72,017	72,000	0	71,967	72,000	0.00
Register Probate GAL Reimb	25,305	23,000	0	25,286	24,000	4.35
Deeds Land Info Grant	51,000	41,000	61,000	61,000	65,000	58.54
Public Defender Discvry F	11,764	9,000	3,693	9,000	9,000	0.00
Training/Conf Reimb	23,501	32,000	2,779	22,000	32,000	0.00
Snowmobile Law Enforce	3,825	2,000	0	0	2,000	0.00
Water Safety Patrol	22,892	15,000	11,994	11,994	15,000	0.00
Metro Drug/OJA	24,743	24,743	24,743	24,743	24,743	0.00
Victim Witness Assist	15,803	25,000	15,224	27,248	25,000	0.00
EMPG Fund	55,347	69,680	0	69,680	79,570	14.19
EPCRA Grant	22,526	23,684	0	23,684	24,053	1.56
Emgt LEPC Equip Grant	13,301	7,500	0	7,500	7,500	0.00
Public Safety	0	0	35,000	35,000	0	-
NNAI Medication Grant	600	0	160	0	0	-
DNA Sample Reimb Grant	2,310	3,000	0	2,810	3,000	0.00
Other State Aid	13,000	0	36,903	32,000	0	-
AG Clean Sweep Program	12,494	17,700	0	17,700	17,700	0.00
Household Hazardous Waste	50,717	28,800	1,093	28,800	28,800	0.00
Drug Disposal Grant	7,154	6,700	(0)	6,700	6,700	0.00
Lead Poison Preventn Grant	11,426	11,407	2,674	11,400	11,407	0.00
Maternl Child Hlthy Start	30,423	26,975	5,711	26,975	26,975	0.00
DOH Radiation Protection	13,732	12,000	2,921	12,880	15,600	30.00
WIC Program	259,559	265,290	59,340	258,718	258,718	(2.48)
IAP Immunization Grant	16,409	15,883	3,765	15,883	15,883	0.00
PHS Radon Info Grant	8,883	8,800	4,442	8,800	8,800	0.00
Well Water Testing Contract	19,528	17,125	11,710	17,125	17,125	0.00
Prevention Block Grt PHS	12,995	9,360	1,855	9,360	9,360	0.00
Womens Health Initiative	0	0	0	0	0	-
Bioterrorism Grant PHS	98,811	60,098	12,592	60,098	60,098	0.00
Communicable Dis Prev	5,742	6,000	0	0	0	(100.00)
ARPA	0	101,506	0	260,000	140,000	37.92
Vac Suppl #4	0	42,266	0	73,966	50,000	18.30
PHEP DWD Suppl	0	0	0	60,098	58,000	-
Covid-19 Cares/Routes Rev	622,873	400,000	176,109	369,000	231,000	(42.25)
Child Suprt Program Aid	911,798	850,000	160,457	775,000	905,000	6.47
Veterans Srv Aid	13,000	13,000	14,300	14,300	14,300	10.00
Opioid Grant	31,079	0	13,192	0	32,000	-
Snowmobile Trail Aid	116,555	67,410	22,421	77,534	154,320	128.93
State Alloc Postage	2,965	2,965	1,314	2,850	0	(100.00)
Cons Aids Staffing	0	2,880	1,575	2,880	2,880	0.00
DNR Grant	6,973	0	0	0	52,500	-
Coastal Management Grant	0	0	0	0	19,440	-
SHF-Other State Rev	23,299	3,000	0	0	49,000	1533.33

General Fund Continued

Manitowoc County, WI
GENERAL FUND REVENUE

	Revenues 2021	Budget 2022	Six Months Experience 2022	Estimated Experience 2022	Proposed 2023	Percent Increase or (Decrease)
Intergovern Grants & Aids Continued						
St Pymt in Lieu of Taxes	17,421	17,000	17,373	17,000	17,000	0.00
Total Intergovern Grants & Aids	8,230,415	8,129,283	1,170,550	8,174,965	8,489,079	4.43
License & Permits						
Marriage License Fees	13,815	11,500	5,290	11,500	11,500	0.00
Work Permit Fees	925	300	350	600	500	66.67
Passport Fees	13,510	8,000	7,280	11,000	8,000	0.00
Passport Photo Fees	2,301	1,200	1,067	1,500	1,200	0.00
Sanitary Permit Fees	82,240	70,000	27,636	55,000	55,000	(21.43)
WI Fund Application Fees	0	0	300	300	0	-
Sanitary Maint Fee	104,497	103,370	2,790	103,370	103,370	0.00
Septic Plan Review	31,125	27,000	10,083	22,000	22,000	(18.52)
Zoning Location/Bldg Permit	57,435	47,000	28,683	50,000	50,000	6.38
Soil Review Fee	5,680	4,000	1,680	3,500	3,500	(12.50)
Bd Adj Variance Fees	14,250	15,000	9,310	15,000	15,000	(0.00)
Zoning Fees	24,060	20,000	9,658	20,000	20,000	0.00
Reclamation Permit Fee	92,635	93,500	95,714	95,714	95,714	2.37
Total License & Permits	442,472	400,870	199,841	389,484	385,784	(3.76)
Fines,Forfeitures,Penalties						
Land Use Value Penalty	5,261	2,000	4,256	5,000	3,000	50.00
Lottery Cr Penalty	252	100	120	100	100	0.00
Co Ordinance Forfeiture	144,638	150,000	62,357	145,000	150,000	0.00
Co Share State Fines	93,277	120,000	44,804	95,000	120,000	0.00
Total Fines,Forfeitures,Penalties	243,428	272,100	111,536	245,100	273,100	0.37
Public Charges for Service						
Treas Service Fees	3,100	2,000	700	2,000	2,000	0.00
NSF Check Fees	100	0	80	80	0	-
Computer Access Fees	1,225	900	300	900	0	(100.00)
County Clerk Revenue	1	0	2	2	0	-
ROD Official Copies	171,528	140,000	85,078	170,000	145,000	3.57
Real Estate Transfer Fees	229,451	150,000	126,588	253,000	200,000	33.33
ROD RE Recording Fees	242,060	200,000	106,210	212,000	200,000	0.00
RE Certified Copy Fees	79	12	122	244	100	733.33
Birth/Death/Mar-Copy Fees	56,523	60,000	29,261	58,500	57,000	(5.00)
Land Records Modern Fees	128,192	100,000	56,288	120,000	100,000	0.00
Electronic Access Fees	49,210	94,000	27,010	104,000	100,000	6.38
ROD RE Document Rec	4,560	0	2,265	4,530	4,500	-
Court Fees County Share	271,356	225,700	147,640	250,500	250,700	11.08
Counseling Serv Fee	14,205	0	5,460	10,920	10,920	-
Mediation Fees	100	880	0	0	0	(100.00)
Co-Parenting Fees	25	0	13	0	0	-
Probate Fees-County	36,324	32,000	12,538	26,000	32,000	0.00
Probate Fees-GAL	22,784	27,000	2,764	20,000	25,000	(7.41)
Probate Fees-Other	87	0	0	100	0	-
Probate Fees-Counsl Fees	390	1,500	0	800	1,500	0.00
Parents Forever Divorce Edu	1,260	1,000	630	0	0	(100.00)
Camp Tapawingo Service Chg.	0	1,500	0	0	0	(100.00)
TR - School St _ Prin	276	0	584	1,171	1,231	-
TR - School St - INT	985	0	1,938	3,872	3,813	-
SVRS Voter Lists	255	0	165	165	0	-
Sheriffs Fees	35,452	50,000	16,051	36,000	48,000	(4.00)
Sheriffs Copy Fees	2,283	2,000	1,043	2,000	2,000	0.00
Photo Lab Sales	3,082	3,000	2,428	3,300	3,000	0.00
Reserve Deputy-Non Cty Fnct	7,350	10,000	300	4,000	8,000	(20.00)
Prisoners Board	0	50,000	0	0	0	(100.00)
Prisoners Board-Other Co	532,120	485,000	77,688	325,000	455,000	(6.19)

General Fund Continued

Manitowoc County, WI
GENERAL FUND REVENUE

	Revenues 2021	Budget 2022	Six Months Experience 2022	Estimated Experience 2022	Proposed 2023	Percent Increase or (Decrease)
Contracted Police Srvs	44,884	31,000	13,320	38,000	32,000	3.23
St Criminal Alien Asst Prog	0	8,000	0	0	0	(100.00)
Nuke Plant Revenues	153,107	218,035	1,521	218,035	160,686	(26.30)
Nuclear Plant Persnl Serv	66,947	71,965	34,452	71,965	74,314	3.26
Coroner Fees	70,870	60,000	34,875	68,000	68,000	13.33
Jail Booking Fee	5,795	11,000	2,791	7,000	10,000	(9.09)
Per Diem Jail Charge	91,696	100,000	34,895	84,000	100,000	0.00
Medical Reimbursements	17,224	20,000	6,479	16,000	18,000	(10.00)
Jail Transfer Fee	2,600	0	1,100	2,000	1,000	-
PHS Charges	585	1,000	810	800	1,000	0.00
PHS Environment Hlth Chgs	2,270	2,000	1,387	2,774	2,000	0.00
Interpretation	1,504	750	1,426	1,000	750	0.00
PHS License Fee DSPS Agent	5,249	6,000	5,501	5,501	6,000	0.00
PHS School Inspection Fee	6,615	8,000	595	5,755	8,000	0.00
Well Water Testing Fees	4,130	4,500	2,730	5,460	4,500	0.00
PHS License Fee DATCP	210,373	210,000	186,224	241,000	220,000	4.76
Medicaid-Medical Assist	0	0	0	0	0	-
Child Support Fees	24,322	20,000	14,575	20,000	20,000	0.00
UW Ext Meeting/Trng/Pamph	5	200	0	0	0	(100.00)
UW Ext Bulletins-State	35	20	0	0	0	(100.00)
UW Ext Materials Testing	449	300	155	0	0	(100.00)
UW Ext Supply Sales	0	0	1,180	0	0	-
Timber Sales-Public Works	2,268	0	0	0	0	-
Total Public Charges for Service	2,683,542	2,624,262	1,098,155	2,542,518	2,567,014	(2.18)
Intergov. Chgs for Service						
State Reimb-Interpreters	19,745	18,000	8,850	18,000	18,000	0.00
TB Dispensary	(13)	1,000	1,312	2,600	2,000	100.00
State/Fed-Agencies	0	0	0	0	0	-
SVRS-Voter Registration	100	0	25	0	0	-
Local Govt Charges	7,404	7,404	3,702	7,404	7,404	0.00
Phone Equip Reimbursement	13,608	13,608	6,804	12,968	15,408	13.23
Phone Service Reimbursement	167,884	148,000	76,456	148,000	148,000	0.00
HIV Testing	0	0	0	0	0	-
Dept Chgs List Dept	154,187	190,247	82,476	186,660	187,878	(1.25)
Dept Chgs HWY	0	2,100	0	0	0	(100.00)
Total Intergov. Chgs for Service	362,915	380,359	261,538	555,632	568,690	49.51
Other Revenue						
Interest Income	35,158	117,000	41,729	117,000	475,000	305.98
Inc/Dec in FMV of Invstmts	0	0	0	0	0	-
Rent	144,966	145,861	58,897	95,166	154,100	5.65
Rent	8,080	10,000	4,720	14,320	2,000	(80.00)
Rent-Equipment	617	1,850	1,911	1,910	11,700	532.43
Sale of County Equip	63,849	40,000	25,597	37,216	40,000	0.00
Sale of Land	0	0	0	0	0	-
Gain/Loss Tax Deed Prop Sale	39,268	20,000	0	0	0	(100.00)
Donations/Contributions	3,550	0	0	0	0	-
Donations-Cato Falls	12,228	500	(45,800)	39,288	500	0.00
Donations-Maribel Caves	873	600	284	600	600	0.00
Donations-Silver Lk Park	40	50	0	0	0	(100.00)
Donations-Launch Ramp	18,019	20,000	7,866	20,000	20,000	0.00
Insurance Proceeds Reimb	12,300	3,000	7,500	7,500	0	(100.00)
Fuel-Sales	190,389	142,857	86,794	256,794	0	(100.00)
Fuel-Sales	(116,371)	(100,000)	(52,568)	(171,568)	170,000	(270.00)
Other FBO Sales	38,749	20,000	4,133	12,133	(119,000)	(695.00)
Revenue Clearing	(7,471)	0	7,311	0	0	-
Other	195,116	22,500	21,229	231,123	52,500	133.33
Total Other Revenue	719,811	444,218	202,973	661,482	809,400	82.21
Total Revenues	30,645,513	29,624,256	20,251,498	29,945,345	31,796,375	7.33

General Fund Continued

Manitowoc County, WI

GENERAL FUND EXPENDITURES

	Expenses 2021	Budget 2022	Six Months Experience 2022	Estimated Experience 2022	Proposed 2023	Percent Increase or (Decrease)
EXPENDITURES RESTATED BY CLASSIFICATION:						
General Government						
Non-Department Activity	342,462	0	0	0	345	-
County Board	149,287	148,315	90,700	149,068	158,486	6.86
Circuit Court Costs	1,553,046	1,521,817	641,534	318,014	1,636,648	7.55
Register in Probate	345,009	316,268	147,775	306,820	321,742	1.73
Court Commissioner	31,759	35,204	16,276	34,930	35,310	0.30
Family Court Commissioner	234,782	251,283	120,106	245,353	282,404	12.38
Coroner	302,028	304,931	167,151	335,379	348,955	14.44
District Attorney	406,365	522,544	228,580	519,194	535,313	2.44
Corporation Counsel	431,746	466,253	215,805	46,051	489,474	4.98
Executive	130,084	131,248	62,333	131,248	142,389	8.49
County Clerk	226,110	232,855	112,925	228,571	245,710	5.52
Central Mailing - Clerk	61,320	59,250	46,163	58,760	63,900	7.85
Central Duplicating - Clerk	48,910	63,000	41,367	66,000	60,000	(4.76)
Personnel	310,451	322,814	208,328	362,080	311,331	(3.56)
Elections - Clerk	42,135	118,625	29,719	88,620	118,350	(0.23)
Comptroller	691,987	662,910	349,881	662,910	744,492	12.31
Treasurer	223,169	268,628	126,918	244,753	264,226	(1.64)
Assessment of Property	11,191	79,558	1,329	74,372	82,406	3.58
Public Property Dept Admin	866,917	881,170	441,358	865,317	1,009,570	14.57
Maint - Phone System	153,750	157,059	115,400	157,949	157,828	0.49
Maint - Courthouse	402,849	418,909	505,437	899,300	1,143,625	173.00
Maint - Office Complex	247,477	169,158	266,918	163,000	169,100	(0.03)
Maint - Jail	419,801	586,950	267,574	558,149	517,100	(11.90)
Maint - UW-Manitowoc	142,200	104,196	72,175	156,121	149,196	43.19
Maint - Human Services	228,324	107,186	63,499	114,665	174,545	62.84
Maint - PHS Building	46,235	40,800	21,054	42,700	59,680	46.27
Maint - Admin Office Bldg	17,070	30,155	19,889	32,400	58,980	95.59
Maint - Other Co Buildings	23,648	22,476	9,538	21,176	38,476	71.19
Maint - C&T Building	73,234	88,266	49,414	82,150	85,760	(2.84)
Maint - Michigan Ave Campus	124,192	65,740	25,834	61,350	101,685	54.68
Register of Deeds	299,722	316,929	149,470	315,929	330,268	4.21
P&Z-Land Records Modern	94,042	76,429	17,336	98,429	125,157	63.76
Insurances - General Fund	125,459	141,209	132,762	142,862	131,257	(7.05)
Total General Government	8,806,760	8,712,135	4,764,544	7,583,620	10,093,708	15.86
Public Saftey						
Sheriff - Administration	2,251,978	2,444,954	1,351,875	2,446,917	2,755,608	12.71
Sheriff - Training	74,686	82,750	62,382	78,568	88,750	7.25
Sheriff - Traffic Patrol	4,844,652	4,815,851	2,169,367	4,788,919	5,209,041	8.16
Sheriff - Snowmobile Patrol	539	1,300	184	184	1,300	0.00
Sheriff - Water Safety Patrol	2,546	2,800	151	151	2,800	0.00
Joint Dispatch Center	1,703,419	1,888,403	897,950	1,774,863	1,950,672	3.30
Communications Activity	1,082,793	1,112,099	743,608	1,100,647	1,076,423	(3.21)
Emergency Management	139,776	152,257	80,239	145,641	192,491	26.43
Emerg Mgmt - Nuclear Prepa	219,472	290,643	72,598	290,000	238,459	(17.95)
Emerg Mgmt - EPCRA / LEPC	19,524	23,812	6,915	23,360	24,931	4.70
Emerg Mgmt - HAZMAT	11,656	22,266	5,872	19,804	22,449	0.82
Correctional Institutions	4,667,180	4,937,917	2,342,734	4,731,622	5,431,736	10.00
Correctional Institutions NNAI	31,079	0	48,176	0	31,055	-
Metro Drug	435,863	413,800	230,246	419,750	432,965	4.63
Sheriff - Retiree Benefits	11,620	11,620	5,810	11,620	11,620	0.00
Total Public Saftey	15,496,784	16,200,472	8,018,105	15,832,046	17,470,300	7.84
Public Works						
Airport	358,982	405,989	224,171	357,721	413,467	1.84
Solid Waste Dept Admin	150,531	154,895	39,780	153,308	157,332	1.57
Total Public Works	509,513	560,884	263,952	511,029	570,799	1.77

General Fund Continued

Manitowoc County, WI
GENERAL FUND EXPENDITURES

	Expenses 2021	Budget 2022	Six Months Experience 2022	Estimated Experience 2022	Proposed 2023	Percent Increase or (Decrease)
General Fund Continued:						
Health & Human Services						
Child Support	265,682	287,556	129,926	279,148	315,522	9.73
Child Support-(Dedicated)	542,704	647,141	268,389	480,337	664,453	2.68
Child Support-(Mixed)	48,184	54,294	28,584	60,068	66,212	21.95
PHS - Communicable Dis Prev	6,291	0	5,782	5,783	6,100	-
PHS - Covid-19 Pandemic	617,094	279,814	165,457	316,198	98,088	(64.95)
PHS - Prevention Block Grant	14,765	9,382	0	7,505	9,360	(0.23)
PHS - GPR Lead	13,370	9,938	6,943	10,446	11,555	16.27
ARPA 3/3/21 - 12/31/24	13,684	203,246	162,107	222,614	61,062	(69.96)
PHS - Healthy Start	25,823	19,712	14,516	26,127	32,219	63.45
PHS - IAP Immunization Grant	16,297	11,603	9,098	17,816	16,132	39.03
PHS - Vaccination Suppl #4	8,057	30,445	20,962	70,861	50,699	66.53
PHEP DWD Supplment	0	0	30,158	50,096	25,881	-
PHS - Bioter/PHEP	106,341	62,807	14,706	30,126	1,851	(97.05)
PHS - WIC Program Admin	23,344	33,792	8,562	15,716	17,974	(46.81)
PHS - WIC Nutrition	105,064	106,389	57,341	105,776	98,114	(7.78)
PHS - WIC Breast Feeding	23,612	23,324	11,885	21,770	21,441	(8.07)
PHS - WIC Client Services	110,034	107,077	54,338	108,675	99,722	(6.87)
PHS - WIC BF Peer Counseling	0	0	0	0	0	-
PHS - Prenatal Care Coord	0	0	0	0	0	-
PHS - Adminstrative Support	116,300	82,778	70,413	110,770	206,646	149.64
PHS - Environmental Health	267,788	292,315	134,614	268,928	327,089	11.90
PHS - General Public Health	629,223	476,413	146,598	280,189	757,503	59.00
Veterans Service Office	262,766	280,200	126,792	28,802	300,949	7.41
Veterans Service Commission	18,362	19,500	6,559	19,500	19,500	0.00
Total Health & Human Services	3,234,787	3,037,726	1,473,729	2,537,251	3,208,072	5.61
Culture,Education,Recreation						
Public Library Grant	904,185	949,265	949,265	949,265	936,497	(1.35)
Parks	306,118	306,893	166,350	350,790	419,895	36.82
Parks - Snowmobile Trails	105,509	67,410	66,980	66,980	154,320	128.93
University Extension	160,070	258,718	48,370	256,644	287,151	10.99
University Extension-State	479	4,000	120	0	3,000	(25.00)
UW Ext - Parenting Grant	0	0	0	0	0	-
Total Culture,Education,Recreation	1,481,861	1,591,786	1,235,807	1,629,179	1,806,363	13.48
Conservation/Development						
Parks - County Conservatio	0	2,880	0	2,880	2,880	0.00
Planning and Zoning	996,038	1,080,187	505,471	1,050,838	1,119,213	3.61
Board of Adjustment	7,315	24,641	11,108	30,041	30,041	21.91
Total Conservation/Development	1,003,353	1,107,708	516,579	1,083,759	1,152,134	4.01
Total Expenditures	30,533,059	31,210,711	16,272,717	29,176,884	34,301,375	9.90

General Fund Concluded

Manitowoc County, WI

HUMAN SERVICES SPECIAL REVENUE FUND

	Experience 2021	Budget 2022	Six Months Experience 2022	Estimated Experience 2022	Proposed 2023	Percent Increase or (Decrease)
REVENUE:						
Property Taxes	6,705,870	6,302,730	6,302,730	6,302,730	5,792,729	(8.09)
Intergovern Grants & Aids						
OPIOD Settlement	0	0	0	0	250,000	-
SABG 533288	70,836	0	0	70,836	70,836	-
SABG 533291	20,239	0	0	20,239	20,239	-
SABG 533292	10,119	0	0	10,119	10,119	-
MHBG 533287	55,904	0	0	55,904	55,904	-
Anit-Human Trafficking Grant	0	275,000	0	50,000	75,000	(72.73)
Subsidized Guardianship Reim	0	0	5,309	72,369	72,369	-
THIS IS A TITLE ACCOUNT ONLY	0	0	0	5,670	5,670	-
COVID-19 Care Providers	8,385	0	0	0	0	-
Opioid Grant	802,018	503,560	80,177	583,822	633,822	25.87
Enhanced Funding	95,723	114,518	0	95,723	95,723	(16.41)
TAD Grant	142,396	212,196	27,811	142,396	142,396	(32.89)
Mental Hlth Block Grant	35,127	35,127	35,127	35,127	35,127	0.00
MHBG Supplemental Award	0	55,000	0	0	0	(100.00)
AODA Grant	0	80,955	0	0	0	(100.00)
AODA Block Grant	140,547	140,547	110,058	140,547	140,547	0.00
Base County Allocation (NOTE A)	4,586,253	4,579,297	1,051,205	4,579,297	4,579,297	0.00
Prior Year State Aid	594,686	400,000	476,569	440,670	400,000	0.00
Child Day Care	135,703	123,459	26,552	123,459	135,459	9.72
Youth Aids	622,585	622,585	308,317	634,203	634,203	1.87
Youth Aids/AODA	12,118	12,118	5,483	12,118	12,118	0.00
Birth to Three	198,375	198,375	96,485	198,375	198,375	0.00
COP	89,490	82,730	23,984	82,730	82,730	0.00
IM Aid	594,311	582,624	346,251	582,624	607,624	4.29
Waiver Savings Children 1st	31,944	0	0	0	0	-
Program Integrity	45,878	53,745	5,199	53,745	53,745	0.00
LIHEAP Administration	143,641	120,000	63,165	120,004	120,004	0.00
HSD Grant Revenue	69,194	15,000	7,717	80,330	80,330	435.53
Kinship Care	316,353	377,190	135,532	452,016	452,016	19.84
Children/Families Incentive	71,158	52,345	52,344	52,345	52,345	0.00
Childrens/Family 1B	18,375	18,375	0	0	0	(100.00)
Locally Matched	28,397	0	2,813	32,525	32,997	-
Coordinated Svcs Team	73,288	85,000	24,605	60,000	60,000	(29.41)
Foster Parent PreServices	15,925	15,150	272	18,346	18,346	21.10
Childrn LT Suppt Autism	224,140	274,112	(23,002)	370,484	514,561	87.72
WIMCR Revenue	1,312,281	850,000	104	1,550,000	1,700,000	100.00
Foster Prnt Backgrnd Ck	0	5,000	0	5,000	5,000	0.00
Community MH Program	426,416	426,416	106,604	426,416	426,416	0.00
WI TSS Funds	125,437	171,800	23,049	116,300	298,089	73.51
Car Seat Grant	2,819	2,578	1,771	4,349	2,578	0.00
Winn/Mendota Refunds	26,494	10,000	0	20,000	25,000	150.00
Federal Overmatch-State	443,162	480,000	0	483,957	500,000	4.17
Adult Protective Serv Rev	79,004	79,004	39,502	79,004	79,004	0.00
Foodshare	0	0	0	47,783	0	-
DSP-Placement Stability	0	0	5,670	0	0	-
YA Grant#1	0	0	0	0	0	-
YA Grant#2	49,681	38,114	11,532	38,114	38,114	0.00
YA GRANT#14 KIDS AT HOPE CUL	66	12,832	0	12,832	12,832	0.00
YA Grant #16 (LEO GRANT)	141,852	112,500	12,628	112,500	112,500	0.00
Normalcy Opportunities	0	0	2,968	15,000	15,000	-
McKinsey Grant 548	0	0	0	68,741	68,741	-
Total Intergovern Grants & Aids	11,860,319	11,217,252	3,065,801	12,156,019	12,925,176	15.23
Fines,Forfeitures,Penalties						
OWI Surcharge	40,192	40,000	22,564	40,000	40,000	0.00
Total Fines,Forfeitures,Penalties	40,192	40,000	22,564	40,000	40,000	0.00

Manitowoc County, WI
HUMAN SERVICES SPECIAL REVENUE FUND

	Experience 2021	Budget 2022	Six Months Experience 2022	Estimated Experience 2022	Proposed 2023	Percent Increase or (Decrease)
Public Charges for Service						
Mental Hlth Outpatient	13,789	12,000	5,286	12,000	12,000	0.00
Mental Hlth Inpatient	54,259	71,000	28,474	71,000	71,000	0.00
IDP Fees	74,175	78,000	40,550	76,000	76,000	(2.56)
AODA Outpatient	736	6,000	227	3,000	3,000	(50.00)
AODA Inpatient	5,156	12,000	2,266	9,500	9,500	(20.83)
Service Fees	75	150	0	150	150	0.00
Court Service Fees	17,599	45,000	252	10,000	10,000	(77.78)
Client Revenue	2,595	5,000	890	5,000	5,000	0.00
Parental Fee-State Match	0	928	1,113	1,626	821	(11.53)
Client Self-pay MH	39,164	42,000	22,474	67,372	68,000	61.90
Food Stamp Coll-Takebacks	12,644	10,000	6,424	10,000	10,000	0.00
Other GR Revenues	17,869	13,000	9,221	13,000	13,000	0.00
Foster Home Refunds	274,690	310,000	168,363	317,337	310,000	0.00
Group Home Refunds	7,053	20,000	(1,436)	10,000	10,000	(50.00)
Child Care Institn Refund	15,291	12,000	6,390	12,000	12,000	0.00
Insurance Pmts WPS TPA	3,016,509	1,123,396	161,550	1,174,923	2,572,664	129.01
		Human Services SRF Continued				
Public Charges for Service Continued						
Shelter Care Refunds	1,258	1,200	1,247	1,247	1,247	3.92
Subsidized Guardianship Rev	5,494	5,000	2,724	5,000	5,000	0.00
Total Public Charges for Service	3,558,355	1,766,674	456,015	1,799,155	3,189,382	80.53
Intergov. Chgs for Service						
Mental Hlth Outptnt MA	38,226	65,000	20,970	55,000	55,000	(15.38)
AODA Outpatient MA	56,676	45,000	27,963	63,000	63,000	40.00
MA Targeted Case Mgmnt	9,961	10,000	7,055	10,000	10,000	0.00
CSP Outpatient MA	134,694	140,000	55,813	146,634	150,000	7.14
CCS MA	2,906,861	4,696,445	469,756	3,057,284	4,286,000	(8.74)
DD Case Mgmt MA	18,732	125,000	9,170	50,000	90,000	(28.00)
Birth to Three MA	61,251	65,000	19,048	62,750	63,000	(3.08)
Crisis MA Revenue	240,884	196,000	89,449	282,725	350,000	78.57
Medicare Revenue	29,005	35,000	8,866	35,000	35,000	0.00
Other Counties Charges	0	0	0	0	0	-
Dept Chgs Aging Servcs	25,837	18,000	0	0	0	(100.00)
Total Intergov. Chgs for Service	3,522,127	5,395,445	708,091	3,762,393	5,102,000	(5.44)
Other Revenue						
Other	2,555	1,600	458	1,216	1,216	(24.00)
Total Other Revenue	2,555	1,600	458	1,216	1,216	(24.00)
Total Revenues	25,689,418	24,723,701	10,555,659	24,061,513	27,050,503	9.41
EXPENDITURES:						
Health & Human Services						
Mental Health	1,666,341	1,574,223	765,284	2,087,469	1,877,032	19.24
Alcohol, Other Drug Abuse	571,327	520,159	242,775	422,630	441,255	(15.17)
Chronically Mentally Ill	3,520,362	3,456,338	1,565,602	3,129,091	3,229,454	(6.56)
Intoxicated Driver Program	105,924	128,776	61,396	128,937	138,218	7.33
Crisis On Call	479,656	470,285	241,378	482,770	734,238	56.13
Birth To Three	543,022	574,566	300,456	574,441	594,553	3.48
Adult Protective Services	597,119	630,780	315,933	651,312	686,568	8.84
CLTS-MH-State Match	271,778	267,052	86,436	321,844	551,401	106.48
CLTS-DD-State Match	675,345	862,532	246,251	1,139,744	2,351,620	172.64
CLTS-PD-State Match	175,106	268,852	27,793	89,573	127,625	(52.53)
Juvenile Therapy Services	11,750	11,000	10,600	17,000	17,000	54.55
CCS-Comprehensive Commun Srv.	3,162,744	4,937,701	1,251,288	3,202,745	4,584,370	(7.16)
State Opioid Response	602,800	505,991	356,646	578,903	676,779	33.75
Economic Support	1,097,910	1,152,786	587,603	1,164,566	1,238,597	7.44

Manitowoc County, WI

HUMAN SERVICES SPECIAL REVENUE FUND

	Experience 2021	Budget 2022	Six Months Experience 2022	Estimated Experience 2022	Proposed 2023	Percent Increase or (Decrease)
Program Integrity	71,230	64,925	8,146	64,924	64,924	(0.00)
WHEAP Administration	109,372	95,115	49,718	95,355	95,355	0.25
HSD Agency Management	202,705	200,931	102,322	182,907	176,469	(12.17)
HSD Agency Support & Overhead	1,420,951	1,647,058	981,980	1,490,652	1,703,783	3.44
Human Services	4,013,749	4,626,749	2,102,614	4,382,983	4,507,515	(2.58)
		Human Services SRF Continued				
Expenditures Continued						
Child Care	48,929	45,203	26,497	50,267	51,732	14.44
Youth Aids	1,088,213	1,223,441	520,421	1,149,536	1,246,741	1.90
Alternate Care	1,872,813	1,815,222	1,360,971	2,521,630	2,252,085	24.07
Purchase of Services	115,175	120,500	66,337	108,000	111,000	(7.88)
Childrens COP	74,419	71,181	38,254	82,730	82,730	16.22
County Owned Home-16th St	10,690	10,074	3,607	16,096	30,576	203.51
Treatment Altrn & Divers	196,344	170,141	91,371	176,135	183,373	7.78
Total Expenditures	25,049,105	25,649,247	11,411,679	24,509,906	27,953,135	8.98
Excess Revenue Over (Under) Expenditu	640,314	(925,546)		(448,393)	(902,632)	
Fund Balance - January 1	1,662,500	2,302,814		2,302,814	1,854,421	
Sales of Note	0	0		0	0	
Fund Balance - December 31	2,302,814	1,377,268		1,854,421	951,789	

Manitowoc County, WI

HIGHWAY ROADS AND BRIDGES SPECIAL REVENUE FUND

	Experience 2021	Budget 2022	Six Months Experience 2022	Estimated Experience 2022	Proposed 2023	Percent Increase or (Decrease)
REVENUE:						
Property Taxes	2,710,837	4,213,592	4,213,592	4,213,592	4,442,983	5.44
Bridge Aid Prop Taxes	225,485	338,983	338,983	0	135,933	(59.90)
Total Property Taxes	2,936,322	4,552,575	4,552,575	4,213,592	4,578,916	0.58
Intergovern Grants & Aids						
State Transportation Aid	1,623,899	1,719,328	429,905	1,719,328	1,800,000	4.69
Intergovern Grants & Aids	1,623,899	1,719,328	429,905	1,719,328	1,800,000	4.69
Total Revenues	4,560,221	6,271,903	4,982,480	5,932,920	6,378,916	1.71
EXPENDITURES:						
Public Works						
County Road Maintenance	2,172,567	1,794,500	747,520	1,795,500	2,353,564	31.15
County Road/Brdg Construction	2,335,461	3,138,420	710,429	3,138,420	5,359,419	70.77
County Winter Snow Removal	795,457	1,000,000	581,610	900,000	1,030,000	3.00
Town Bridge Aid	225,485	338,983	338,983	338,900	135,933	(59.90)
Total Expenditures	5,528,969	6,271,903	2,378,542	6,172,820	8,878,916	41.57
Excess Revenue Over (Under) Expenditures	(968,748)	0		(239,900)	(2,500,000)	
Other Financing Sources (Uses)						
Sale or Notes or Bonds	1,000,000	0		0	2,500,000	
Sales of Note	0	0		0	0	
General Fund	0	0		0	0	
Transfer From Fund Balance	0	0		0	0	
Total Other Financing items	1,000,000	0		0	2,500,000	
Excess Revenue & Other Sources Over (Under) Expenditures & Other Uses	31,252	0		(239,900)	0	
Fund Balance - January 1	17,306	48,559		48,559	(191,341)	
Fund Balance - December 31	48,559	48,559		(191,341)	(191,341)	

EXPENDITURES RESTATED BY OBJECT:

	Experience 2021	Budget 2022	Six Months Experience 2022	Estimated Experience 2022	Proposed 2023	Percent Increase or (Decrease)
Contracted Services	319,014	362,151	141,773	236,820	526,925	45.50
Operation & Maintenance	5,209,455	5,909,752	2,236,769	5,936,000	8,351,991	41.33
Total Expenditures	5,528,469	6,271,903	2,378,542	6,172,820	8,878,916	41.57

Highway Roads & Bridges Special Revenue Fund Concluded

Manitowoc County, WI

SOLID WASTE RECYCLING SPECIAL REVENUE FUND

	Experience 2021	Budget 2022	Six Months Experience 2022	Estimated Experience 2022	Proposed 2023	Percent Increase or (Decrease)
REVENUE:						
Property Taxes						
Property Taxes	542,089	542,089	542,089	542,089	539,986	(0.39)
Public Charges for Service						
Recycling Charges	669,714	437,000	254,632	600,000	531,556	21.64
Recycling-Shingles	0	0	0	0	0	-
Timber Sales-Public Works	2,268	0	0	0	0	-
	671,982	437,000	254,632	600,000	531,556	21.64
Other Revenue						
Rent	0	0	0	0	0	-
Sale of County Equip	3,550	0	0	0	15,000	-
Donations/Contributions	0	0	0	0	0	-
Special Projects Revenue	17,827	10,852	6,426	10,852	10,852	0.00
	21,377	10,852	6,426	10,852	25,852	
Total Revenue	1,235,448	989,941	803,148	1,152,941	1,097,394	10.85
EXPENDITURES:						
Public Works						
Recycling Operation	1,112,873	989,941	518,467	998,346	1,097,394	10.85
Total Expenditures	1,112,873	989,941	518,467	998,346	1,097,394	10.85
Excess Revenue Over (Under) Expenditures	122,575	0		154,595	0	
Other Financing Sources (Uses)						
Economic Dev CPF	0	0		0	0	
Sales of Note	0	0		0	0	
General Fund	0	0		0	0	
Total Other Financing Sources (Uses)	0	0		0	0	
Fund Balance - January 1	17,195	139,770		139,770	294,365	
Fund Balance - December 31	139,770	139,770		294,365	294,365	

EXPENDITURES RESTATED BY OBJECT:

	Experience 2021	Budget 2022	Six Months Experience 2022	Estimated Experience 2022	Proposed 2023	Percent Increase or (Decrease)
Personal Services	75,877	87,676	38,024	79,876	89,256	1.80
Contracted Services	872,285	797,110	403,352	804,564	890,975	11.78
Operation & Maintenance	60,193	44,202	38,161	50,850	59,210	33.95
Fixed Charges	4,802	2,953	5,056	5,056	2,953	0.00
Outlay	99,715	58,000	33,875	58,000	55,000	(5.17)
Total Expenditures	1,112,873	989,941	518,467	998,346	1,097,394	10.85

Solid Waste Recycling Fund Concluded

Manitowoc County, WI

SOLID WASTE DISPOSAL SPECIAL REVENUE FUND

	Experience 2021	Budget 2022	Six Months Experience 2022	Estimated Experience 2022	Proposed 2023	Percent Increase or (Decrease)
REVENUE:						
Property Taxes						
Property Taxes	10,000	10,000	10,000	10,000	10,000	0.00
Intergov. Chgs for Service						
Waste Mgmt Landfill Reimb	1,326,278	1,357,000	360,431	1,357,000	1,357,000	0.00
Total Revenue	1,336,278	1,367,000	370,431	1,367,000	1,367,000	0.00
EXPENDITURES:						
Public Works						
Solid Waste Disposal Operation	1,331,124	1,367,000	636,668	1,363,000	1,367,000	0.00
Total Expenditures	1,331,124	1,367,000	636,668	1,363,000	1,367,000	0.00
Excess Revenue Over (Under) Expenditures	5,154	0		4,000	0	
Other Financing Sources (Uses)						
Jail Assessment Fee CPF	0	0		0	0	
Trnsfr to Recycling SRF	0	0		0	0	
Jail Assessment Fee Fund CPF	0	0		0	0	
	0	0		0	0	
Fund Balance - January 1	329,626	334,780		334,780	338,780	
Fund Balance - December 31	334,780	334,780		338,780	338,780	

EXPENDITURES RESTATED BY OBJECT:

	Experience 2021	Budget 2022	Six Months Experience 2022	Estimated Experience 2022	Proposed 2023	Percent Increase or (Decrease)
Contracted Services	1,331,124	1,367,000	636,668	1,363,000	1,367,000	0.00
Total Expenditures	1,331,124	1,367,000	636,668	1,363,000	1,367,000	0.00

Solid Waste Disposal Fund Concluded

AGING SERVICES SPECIAL REVENUE FUND

	Experience 2021	Budget 2022	Six Months Experience 2022	Estimated Experience 2022	Proposed 2023	Percent Increase or (Decrease)
REVENUE:						
Property Taxes	25,000	25,000	25,000	25,000	26,000	4.00
Intergovern Grants & Aids						
COVID 19 Outreach Grant	20,887	0	0	0	0	-
HSD Grant Revenue	0	0	0	0	0	-
AgeSrv Title IIIC1	81,320	287,887	74,188	306,740	293,740	2.03
AgeSrv NSIP IIIC1	0	0	0	0	0	-
AgeSrv Title IIIC2	255,905	84,783	41,450	98,561	98,561	16.25
AgeSrv NSIP IIIC2	51,301	52,441	29,030	52,541	52,541	0.19
AgeSrv Title IIIB	186,051	111,838	68,395	125,993	125,993	12.66
Transportation Grant	239,732	239,732	238,415	238,415	238,989	(0.31)
Senior Commun Service	0	16,263	0	16,263	16,263	0.00
Alzheimer Care Support	44,384	51,791	34,439	58,315	58,315	12.60
Benefit Advocacy	56,430	20,000	20,388	56,430	56,430	182.15
Elder Abuse Grant	35,330	35,330	0	0	0	(100.00)
Prevn Hlth Srv IIID	1,853	9,714	362	10,060	10,060	3.56
Fam Caregiver IIIE	60,401	52,279	13,555	55,879	55,879	6.89
Emrg Food & Shelter FEMA	12,555	4,500	0	1,755	3,000	(33.33)
Age & Disab Resrc Cntr	744,295	774,507	284,902	754,060	744,639	(3.86)
New Freedom Grant	82,114	89,500	0	89,500	79,088	(11.63)
SHIP St Health Insr Prgm	7,830	8,994	8,760	8,760	8,760	(2.60)
MIPPA Part D Grant	7,989	7,989	8,232	8,232	8,232	3.04
Vehicle Acqstn Grant	0	0	0	0	0	-
ARRA-Meal Grant	0	50,040	0	60,661	121,681	143.17
SPAP St Pharm Asst Pgm	10,592	7,211	1,834	8,758	8,758	21.45
Caregiver Coalition LTC	0	0	0	0	0	-
Dementia Specialist Pilot Gr	68,962	80,000	28,344	57,121	53,438	(33.20)
CDSME Grant Chronic Disease	0	0	0	0	0	-
Care Transitions Grant	0	0	0	0	0	-
ARPA IIIB	0	0	0	5,056	55,538	-
ARPA IIID	0	0	0	0	8,769	-
ARPA IIIE	0	0	0	0	22,429	-
Total Intergovern Grants & Aids	1,967,931	1,984,799	852,295	2,013,100	2,121,103	6.87
Charges for Service						
Medicaid-Medical Assist	854,017	554,972	318,686	660,759	701,000	26.31
Charges for Service						
Service Fees	11,549	12,000	6,209	10,000	12,000	0.00
Service Fee-Van Revenue	3,282	4,000	1,056	2,000	3,000	(25.00)
Other Counties Charges	88,955	92,500	(88,955)	92,500	92,500	0.00
	103,786	108,500	(81,691)	104,500	107,500	(0.92)
Other Revenue						
Interest Income	7	0	0	0	0	-
Rent-Equipment	580	0	150	250	200	-
Lease Pay - Transport	4,560	2,280	2,645	2,645	2,280	0.00
Sale of County Equip	0	0	0	0	0	-
Donations/Contributions	201,845	221,800	100,279	206,600	216,200	(2.52)
Donations-Restricted Use	0	0	0	0	0	-
Donations-Vet Transp	0	0	59	100	100	-
Donations-Family Care-IRIS	98,022	80,000	62,188	130,000	130,000	62.50
Insurance Proceeds Reimb	0	0	0	0	0	-
Revenue Clearing	0	0	0	0	0	-
Senior Fair Fees	1,875	2,000	0	1,600	2,000	0.00
Banquet Fees	140	200	90	90	100	(50.00)
Other	11,076	4,044	0	0	4,404	8.90
Total Other Revenue	318,105	310,324	165,411	341,285	355,284	14.49
Total Revenue	3,268,839	2,983,595	1,279,701	3,144,644	3,310,887	10.97
EXPENDITURES:						
Health & Human Services						
Aging Services Management	29,359	27,881	13,867	28,235	45,000	61.40
Congregate Meals (IIIC1)	86,926	310,576	126,130	248,240	300,802	(3.15)
Chronic Disease Self Mgt CDSM	0	0	0	0	0	-
Home Delivered Meals (C2)	605,937	521,377	250,481	561,707	650,625	24.79
Elder Abuse Grant	35,330	35,330	0	0	0	(100.00)
Contracted Srvs (IIIB)	78,329	84,285	35,795	92,787	132,102	56.73
Aging & Disab Resource Cntr	998,852	1,065,737	505,107	1,180,500	1,201,734	12.76
ADRC Disab Benefit Spec	169,444	177,929	81,713	162,534	175,705	(1.25)
ADRC Prevention Grant	0	0	0	0	0	-
ADRC Dementia Care Spec Pilot	96,684	111,059	49,125	103,121	99,438	(10.46)
Alzheimers Care Giver Prgm	43,999	51,804	33,447	58,315	58,315	12.57
Family Care Giver Program	70,127	71,258	47,102	89,254	79,308	11.30
Specialized Transportation	333,467	301,690	147,166	253,160	256,369	(15.02)
Transp-New Freedom Grant	88,044	111,148	40,621	89,500	79,088	(28.84)
Benefits Advocacy	155,067	159,840	76,623	152,679	176,239	10.26
SHIP/SPAP/MMA St Health Ins	0	0	0	0	0	-
Information & Assistance	45,702	55,514	26,375	50,951	56,162	1.17
Total Expenditures	2,837,267	3,085,428	1,433,552	3,070,983	3,310,887	7.31
Excess Revenue Over (Under) Expenditures	431,571	(101,833)		73,661	0	
Other Financing Sources (Uses)						
MAC Remodeling CPF	0	0		0	0	-
Fund Balance - January 1	1,239,656	1,671,228		1,671,228	1,744,889	
Fund Balance - December 31	1,671,228	1,569,395		1,744,889	1,744,889	
ALLOCATION OF FUND BALANCE:						
Designated for Subsequent years	1,671,228	1,569,395		1,744,889	1,744,889	

EXPENDITURES RESTATED BY OBJECT:

	Experience 2021	Budget 2022	Six Months Experience 2022	Estimated Experience 2022	Proposed 2023	Percent Increase or (Decrease)
Personal Services	1,765,614	1,867,221	875,787	1,888,384	1,898,115	1.65
Contracted Services	838,487	1,056,584	489,643	1,023,163	1,122,083	6.20
Operation & Maintenance	119,386	137,219	37,147	125,748	165,277	20.45
Fixed Charges	25,787	24,404	28,299	31,013	34,723	42.28
Outlay	87,992	0	2,675	2,675	90,689	-
Total Expenditures	2,837,267	3,085,428	1,433,552	3,070,983	3,310,887	7.31

Aging Services Fund Concluded

Manitowoc County, WI

SOIL & WATER SPECIAL REVENUE FUND

	Experience 2021	Budget 2022	Six Months Experience 2022	Estimated Experience 2022	Proposed 2023	Percent Increase or (Decrease)
REVENUE:						
Property Taxes	331,606	346,980	346,980	346,980	379,366	9.33
Intergovern Grants & Aids						
Cons Aids Staffing	158,494	170,000	0	170,000	170,194	0.11
Wild Life Damage Rev	20,737	20,000	0	20,000	20,000	0.00
DATCP Revenue	128,063	96,500	0	96,500	96,925	0.44
DATCP Revenue	87,473	46,000	0	46,000	55,000	19.57
DNR Disc. Var Cost Share	9,553	10,000	13,116	13,116	10,000	0.00
USDA/UW Ext. Grant Revenue	8,974	11,400	0	11,400	7,700	(32.46)
DNR Grant	0	0	0	0	0	-
Total Intergovern Grants & Aids	413,294	353,900	13,116	357,016	359,819	1.67
License & Permits						
Animal Waste Stor Permit	1,100	2,000	800	2,000	2,000	0.00
Livestock Siting Permit	3,000	2,000	0	2,000	2,000	0.00
Total License & Permits	4,100	4,000	800	4,000	4,000	0.00
Public Charges for Service						
Multi Discharge Var Fee	0	0	0	0	0	-
Total Public Charges for Service	0	0	0	0	0	-
Other						
Sale of County Equip	0	0	0	0	0	-
Donations/Contributions	6,230	1,000	6,345	6,345	2,500	150.00
Total Other Revenue	6,230	1,000	6,345	6,345	2,500	150.00
Total Revenue	755,230	705,880	367,241	714,341	745,685	5.64
EXPENDITURES:						
Conservation/Development						
Soil & Water-Conservation	479,512	531,836	194,511	531,836	553,560	4.08
Wild Life Damage	20,737	20,000	3,647	20,000	20,000	0.00
Nutrient Management Education	8,636	11,400	2,000	11,400	7,700	(32.46)
DATCP-Land/Water Cost Share	180,592	148,500	47,888	148,500	161,925	9.04
West Twin River Sediment Grant	9,937	6,000	1,818	6,046	2,500	(58.33)
Total Expenditures	699,413	717,736	249,864	717,782	745,685	3.89
OTHER FINANCING SOURCES(USES):						
Operating Transfers From						
General Fund	0	0	0	0	0	-
Excess Revenue and other Sources						
Over (Under) Expenditures & Other Uses	55,817	(11,856)		(3,441)	0	
Fund Balance - January 1	212,718	268,534		268,534	265,093	
Fund Balance - December 31	268,534	256,678		265,093	265,093	
ALLOCATION OF FUND BALANCE:						
Designated for Subsequent years	268,534	256,678		265,093	265,093	

EXPENDITURES RESTATED BY OBJECT:

	Experience 2021	Budget 2022	Six Months Experience 2022	Estimated Experience 2022	Proposed 2023	Percent Increase or (Decrease)
Personal Services	425,845	479,236	162,857	479,236	475,529	(0.77)
Contracted Services	50,912	47,369	22,513	47,369	61,392	29.60
Operation & Maintenance	29,575	28,240	9,010	28,286	28,683	1.57
Operation & Maintenance	4,490	4,391	5,595	4,391	5,356	21.98
Other (Cost Share)	188,592	158,500	49,888	158,500	167,925	5.95
Total Expenditures	699,413	717,736	249,864	717,782	745,685	3.89

Soil & Water Fund Concluded

Manitowoc County, WI

EXPO SPECIAL REVENUE FUND

	Experience 2021	Budget 2022	Six Months Experience 2022	Estimated Experience 2022	Proposed 2023	Percent Increase or (Decrease)
REVENUE:						
Property Taxes	0	0	0	0	0	-
Intergovern Grants & Aids						
State Fair Aid	0	7,000	8,506	8,506	8,000	14.29
Public Charges for Service						
Event Revenue	1,222	2,000	2,514	2,500	2,000	0.00
Building/Grounds/Equip Rent	103,678	71,250	43,554	100,700	90,000	26.32
Fair Revenue	483,834	496,825	100,679	487,125	507,825	2.21
Ice Rental	97,600	97,600	39,040	97,600	97,600	0.00
Dry Floor Event	16,179	11,500	10,945	12,000	12,000	4.35
Vending Machine	0	300	0	180	300	0.00
Advertising Income	0	0	0	0	0	-
Conservation & Development	2,268	0	0	0	0	-
Total Public Charges for Service	704,781	679,475	196,732	700,105	709,725	4.45
Other Revenue						
Sale of County Equip	1,765	0	0	0	0	-
Sale of Land	0	0	0	0	0	-
Donations/Contributions	18,813	0	0	18,500	0	-
Insurance Proceeds Reimb	1,260	0	1,000	0	0	-
Other	0	1,337	0	0	0	(100.00)
Total Other Revenue	21,838	1,337	1,000	18,500	0	(100.00)
Total Revenue	726,618	687,812	206,238	727,111	717,725	4.35
EXPENDITURES:						
Culture,Education,Recreation						
Expo Activities	121,023	131,999	79,887	135,076	140,794	6.66
Expo Fair	462,012	440,482	53,452	430,474	460,346	4.51
Ice Center	81,740	104,578	56,951	99,082	104,689	0.11
Expo Maintenance & Improvement	28,906	25,865	73,114	93,618	23,118	(10.62)
Outlay from Expo Land Sale	135,000	170,000	29,024	170,000	425,000	150.00
Total Expenditures	828,681	872,924	292,428	928,250	1,153,947	32.19
Revenues Over (Under) Expenditures	(102,063)	(185,112)		(201,139)	(436,222)	
OTHER FINANCING SOURCES (USES):						
TRANSFER IN FROM General Fund	0	0		0	0	
TRANSFER IN FROM ARPA	0	0		(415,000)	0	
Transfer From Land Sale FB	0	0		0	425,000	
TRANSFER TO General Fund **EXPO**	0	0		0	**0**	
Excess Revenue and Other Sources Over (Under) Expenditures & Other Uses	(102,063)	(185,112)		(201,139)	(436,222)	
Fund Balance - January 1	0	(102,063)		(102,063)	(303,202)	
Fund Balance - December 31	(102,063)	(287,175)		(303,202)	(739,424)	
ALLOCATION OF FUND BALANCE:						
Designated for Subsequent years	(2,841,375)	(3,026,487)		(3,042,514)	(2,610,736)	
Designated from Land Sales	2,739,312	2,739,312		2,739,312	**1,871,312**	
Total Fund Balance	(102,063)	(287,175)		(303,202)	(739,424)	

EXPENDITURES RESTATED BY OBJECT:

	Experience 2021	Budget 2022	Six Months Experience 2022	Estimated Experience 2022	Proposed 2023	Percent Increase or (Decrease)
Personal Services	121,417	192,830	76,608	186,777	204,452	6.03
Contracted Services	463,688	406,338	70,622	400,519	425,680	4.76
Operation & Maintenance	62,168	63,980	21,046	65,339	64,145	0.26
Fixed Charges	12,673	12,276	13,115	13,115	14,670	19.50
Outlay	33,734	27,500	82,014	92,500	20,000	(27.27)
Outlay from Expo Land Sale	135,000	170,000	29,024	170,000	425,000	150.00
Total Expenditures	828,681	872,924	292,428	928,250	1,153,947	32.19

Expo Fund Concluded

Manitowoc County, WI

DEBT SERVICE FUND

	Experience 2021	Budget 2022	Six Months Experience 2022	Estimated Experience 2022	Proposed 2023	Percent Increase or (Decrease)
REVENUE						
Property Taxes	3,088,665	2,307,303	2,307,303	2,307,303	2,822,002	22.31
Other Revenue	0	0	0	0	0	-
Total Revenue	3,088,665	2,307,303	2,307,303	2,307,303	2,822,002	22.31
EXPENDITURES						
Debt Service						
Administrative Costs Debt Srv	10,500	5,000	950	5,000	5,000	0.00
2018 GO Note HWY-CCTV Jail	567,730	0	0	0	0	-
2019 G.O. Refunding	199,250	299,250	99,625	299,250	496,250	65.83
2020 GO Promissory Notes	1,047,425	1,173,425	0	1,173,425	1,166,875	(0.56)
2021 GO Promissory Note	0	135,900	0	135,900	159,538	17.39
2010-11 GO Refunding Com Proj.	0	0	0	0	0	-
2012 GO Refunding (2003)	903,206	15,278	7,639	15,278	492,639	3124.50
2013 GO Note	0	0	0	0	0	-
2017 GO Refunding (2017-07)	842,100	678,450	1,598,375	678,450	501,700	(26.05)
Total Expenditures	3,570,210	2,307,303	1,847,939	2,307,303	2,822,002	22.31
Excess Revenue Over (Under) Expenditures	(481,545)	0		0	0	
OTHER FINANCING SOURCES (USES)						
Transfer in from General Fund	0	0		0	0	
Sale of Bonds Bond Premium	0	0		0	0	
Sale of Bonds Bond Premium	0	0		0	0	
Total Other Financing Sources (Uses)	0	0		0	0	
Excess Revenue Over (Under) Expenditures and Other Financing Sources and (Uses)	(481,545)	0		0	0	
Fund Balance - January 1	1,084,167	602,622		602,622	602,622	
Fund Balance - December 31	602,622	602,622		602,622	602,622	

EXPENDITURES RESTATED BY OBJECT:

	Experience 2021	Budget 2022	Six Months Experience 2022	Estimated Experience 2022	Proposed 2023	Percent Increase or (Decrease)
Principal	2,710,000	1,550,000	1,455,450	1,550,000	2,110,000	36.13
Interest	849,711	752,303	391,539	752,303	707,002	(6.02)
Issue Fees	10,500	5,000	950	5,000	5,000	0.00
Total Expenditures	3,570,210	2,307,303	1,847,939	2,307,303	2,822,002	22.31

Debt Service Fund Concluded

Manitowoc County, WI
CAPITAL PROJECTS FUND

	Experience 2021	Budget (**) 2022	Six Months Experience 2022	Estimated Experience 2022	Proposed 2023	Percent Increase or (Decrease)
REVENUE:						
Jail Assessment Fees	98,614	0	1,059,604	1,204,750	0	-
Sale of Land	0	0	0	0	0	-
Other	7,670,567	7,670,567	0	7,670,567	0 *	(100.00)
Total Revenue	7,770,187	7,670,567	1,063,062	8,875,317	0	(100.00)
EXPENDITURES:						
Capital Projects						
UW Manitowoc - CPF	0	0	0	0	0	-
Jail Assessment Fee - CPF	89,935	0	89,158	0	0	-
ARPA - CPF	0	5,984,510	3,123,803	0	0 *	(100.00)
New Public Health Bldg - CPF	0	0	0	0	0	-
Total Expenditures	765,293	6,030,510	3,775,444	3,773,568	0	(100.00)
Excess Revenue Over (Under) Expenditures	7,004,895	1,640,057		5,101,749	0	
OTHER FINANCING SOURCES (USES)						
Transfer to General Fund	0	(1,686,057)		(1,686,057)	0 *	
Total Other Financing Sources (Uses)	0	(1,686,057)		(1,686,057)	0	
Net Change in Fund Balance	7,004,895	(46,000)		3,415,692	0	
Fund Balance - January 1	1,785,171	8,790,066		8,790,066	12,205,758	
Fund Balance - December 31	8,790,066	8,744,066		12,205,758	12,205,758	

(**) All project balances carry over automatically from one year to the next based upon their approved project amount and/or by operation of County Board rule or State Statute.
* See ARPA section for detailed information

EXPENDITURES RESTATED BY OBJECT:

	Experience 2021	Budget 2022	Six Months Experience 2022	Estimated Experience 2022	Proposed 2023	Percent Increase or (Decrease)
Contracted Services	952,450	46,000	643,653	643,653	0	(100.00)
Outlay	(189,693)	5,984,510	3,129,914	3,129,915	0	(100.00)
Total Expenditures	765,293	6,030,510	3,775,444	3,773,568	0	(100.00)

Capital Projects Fund Concluded

PROPRIETARY FUNDS

DETAIL SUMMARIES

Highway Enterprise Fund

Information Systems Internal Service Fund

Manitowoc County, WI

HIGHWAY ENTERPRISE FUND

	Experience 2021	Budget 2022	Six Months Experience 2022	Estimated Experience 2022	Proposed 2023	Percent Increase or (Decrease)
REVENUES:						
Public Charges for Service						
HWY Fees & Permits	33,970	29,690	15,870	74,850	53,041	78.65
HWY Public Charges	66,018	45,205	33,102	0	45,500	0.65
Total Public Charges for Service	99,988	74,895	48,972	74,850	98,541	31.57
Intergov. Chgs for Service						
State Hwy Charges	2,019,207	1,990,390	1,036,631	2,600,520	2,102,590	5.64
Local Govt Charges	344,137	411,200	96,812	0	449,000	9.19
Dept Charges For Service	313,094	200,000	99,100	0	382,000	91.00
Total Intergov Chgs for Service	2,676,438	2,601,590	1,232,544	2,600,520	2,933,590	12.76
Other Revenue						
Rent	124,276	120,747	56,000	290,000	120,748	0.00
Sale of County Equip	4,404	4,750	2,607	0	3,500	(26.32)
Records & Reports Rev HWY	138,491	127,549	84,932	0	139,384	9.28
Net Gain/Loss on Sale of Equipment	37,711	(15,275)	65,923	0	0	(100.00)
Insurance Proceeds Reimb	8,666	15,000	1,126	0	12,000	(20.00)
Other	115,031	41,535	10,606	0	40,000	(3.70)
Total Other Revenue	428,578	294,306	221,195	290,000	315,632	7.25
Total Revenue	3,205,004	2,970,791	1,502,710	2,965,370	3,347,763	12.69
EXPENSES:						
Public Works						
County Charges Reimbursed	(5,302,984)	(5,932,920)	(2,039,559)	(5,932,920)	(8,720,992)	46.99
Administration-Hwy C/P	532,695	586,172	227,193	7,129,654	627,134	6.99
Patrol Supervision	236,766	233,851	118,292	5,218,347	234,164	0.13
Radio Expenses C/P	(41)	5,390	3,079	0	2,396	(55.55)
Liability Insurance C/P	18,165	17,947	9,736	0	42,282	135.59
Field Small Tools-Pool	0	0	(5,080)	0	(4,184)	-
Shop Operations-Pool	4,404	4,750	(66,307)	0	3,501	(26.29)
Fuel Handling-Pool	(0)	0	(1,128)	0	0	-
Machinery Operations-Pool	471,945	(144,321)	67,377	0	33,598	(123.28)
Gravel Operations-Pool	(34,148)	(724)	28,935	(3,444,290)	41,607	(5846.82)
Bituminous Operations-Pool	0	0	0	0	0	-
Paving - Bid Jobs	472,468	387,660	156,562	0	477,500	23.17
Buildings & Grounds-Pool	0	0	370,647	0	0	-
Capital Acquisition-Pool	8,666	15,000	16,552	0	12,000	(20.00)
Salt Brine Cost Pool	10,143	(11)	3,391	0	11,109	(101090.91)
Hwy P/R Clearing Accounts	(234,710)	0	20,221	0	0	-
County-Road Maintenance	2,047,236	1,692,925	728,859	0	2,200,344	29.97
County-Road Construction	2,194,105	2,960,773	713,309	0	5,035,310	70.07
County-Winter Snow Removal	750,108	943,397	548,688	0	971,698	3.00
State-Road Maint/Construct	1,864,673	1,885,157	994,363	0	1,958,715	3.90
Other Local Govt Road M&C	131,297	186,200	74,707	0	184,000	(1.18)
County Depts Nonroad Srvcs	63,860	100,000	47,050	0	210,000	110.00
Non Govt (Public) Service	50,740	29,545	11,690	0	25,001	(15.38)
Total Expenses	3,285,388	2,970,791	2,028,575	2,970,791	3,345,183	12.60
Excess Revenues Over (Under) Expenses	(80,383)	0		(5,421)	2,580	
Operating Transfers In	0	0		0	0	
Change in Net Assets	(80,383)	0		(5,421)	2,580	
Net Assets - January 1	9,464,859	9,384,476		9,384,476	9,379,055	
Net Assets - December 31	9,384,476	9,384,476		9,379,055	9,381,635	

EXPENSES RESTATED BY OBJECT:

	Experience 2021	Budget 2022	Six Months Experience 2022	Estimated Experience 2022	Proposed 2023	Percent Increase or (Decrease)
Personal Services	3,687,571	4,083,572	1,861,454	4,083,572	4,346,828	6.45
Contracted Services	344,103	1,134,775	294,639	1,134,775	2,408,859	112.28
Operation & Maintenance	6,546,127	6,197,275	2,936,603	6,197,275	8,096,548	30.65
Fixed Charges	934,799	932,379	464,411	932,379	980,447	5.16
Other	(8,227,213)	(9,377,210)	(3,528,532)	(9,377,210)	(12,484,919)	33.14
Total Expenses	3,285,388	2,970,791	2,028,575	2,970,791	3,347,763	12.69

Highway Enterprise Fund Concluded

Manitowoc County, WI

INFORMATION SYSTEMS INTERNAL SERVICE FUND

	Experience 2021	Budget 2022	Six Months Experience 2022	Estimated Experience 2022	Proposed 2023	Percent Increase or (Decrease)
REVENUES:						
Intergovernmental Grants						
IS-WIJIS Grant	0	0	0	0	0	-
Total Intergovernmental Grants	0	0	0	0	0	-
Public Charges for Service						
IS Charges For Service	15,563	15,000	0	8,200	0	(100.00)
Total Public Charges for Service	15,563	15,000	0	8,200	0	(100.00)
Intergovernmental Chgs for Service						
New World System Chg	0	0	0	0	0	-
IS Charges-Tech Acct	310,121	423,655	423,655	0	706,690	66.81
Dept Charges For Service	1,541,960	1,563,024	781,511	1,563,024	2,003,869	28.20
Total Intergov. Chgs for Service	1,852,081	1,986,679	1,205,166	1,563,024	2,710,559	36.44
Other Revenue						
Gain(Loss) on Sale of Assets	0	0	0	0	0	-
Other	2,200	0	0	0	0	-
Total Other Revenue	2,200	0	0	0	0	-
Total Revenue	1,869,844	2,001,679	1,205,166	1,571,224	2,710,559	35.41
EXPENSES:						
General Government						
Information Systems	1,801,277	1,990,092	1,105,614	1,535,810	2,710,559	36.20
Total Expenses	1,801,277	1,990,092	1,105,614	1,535,810	2,710,559	36.20
Excess Revenues Over (Under) Expenses	68,567	11,587		35,414	0	
OTHER FINANCING SOURCES (USES):						
General Fund	0	0	0	0	0	-
Excess Revenues Over (Under) Expenses and Other Financing Sources and (Uses)	68,567	11,587		35,414	0	
Net Assets - January 1	2,138,895	2,207,462		2,207,462	2,242,876	
Net Assets - December 31	2,207,462	2,219,049		2,242,876	2,242,876	

EXPENSES RESTATED BY OBJECT:

	Experience 2021	Budget 2022	Six Months Experience 2022	Estimated Experience 2022	Proposed 2023	Percent Increase or (Decrease)
Personal Services	554,214	591,461	321,724	577,961	704,661	19.14
Contracted Services	885,755	1,097,095	577,901	633,900	1,612,858	47.01
Operation & Maintenance	30,674	29,495	6,135	21,550	29,495	0.00
Fixed Charges	323,992	265,291	193,103	295,649	350,295	32.04
Outlay	6,642	6,750	6,750	6,750	13,250	96.30
Total Expenditures	1,801,277	1,990,092	1,105,614	1,535,810	2,710,559	36.20

Information Systems Internal Service Fund Concluded

THIS PAGE LEFT BLANK INTENTIONALLY

MISCELLANEOUS SUMMARY DATA AND SCHEDULES

2023 Full Time Equivalent Report (FTE) by Department

Full Time Equivalent (FTE) Changes Included in the 2023 Budget including Reconciliation to 2022 Budget

FTE Additions/Deletions/Changes in Proposed 2023 Budget

Personnel Changes included in Proposed 2023 Budget

Full Time Equivalent (FTE) Authorized Positions History by Department 2000 - 2023 Equalized

Value, Tax Levy, & Tax Rate History 1977 through 2022 Proposed

Outlay Items Included in 2023 Budget with Comparison to 2022

Combined Schedule of Outstanding Long Term Obligations

Combined Schedule of Debt Service By Issue

Bonding History for Projects since 2006

Proposed Expenses Revenues and Tax Levy by Department 2023, with 2022 and 2021 Levies for Comparison Purposes

2023 Proposed Budget Summary by Fund

Highway Commission – Tentative Five Year Construction Schedule 2023 – 2027

Highway Road History Spending

Highway Rating and Bridge Graph(s)

Public Works – Capital Projects Report (Multi Year Plan)

Expo Capital Improvements Plan narrative

Expo Projects Using Land Sales Proceeds Outlay Schedule

Health Insurance History

Draft Resolution Adopting 2023 Budget and Property Tax Levy

Equalized Value – relative Change from year to Year

Levy Limit Review – State Form SL-202c

Proposed Expenditures / Revenues and Tax Levy by Fund Worksheet

Department Code	Position Name	Budgeted FTE	Full Time Headcount	Part Time Headcount
ADRC of the Lakeshore	ADRC Director	1	1	
ADRC of the Lakeshore	Business Manager - ADRC	1	1	
ADRC of the Lakeshore	Dementia Care Specialist	1	1	
ADRC of the Lakeshore	Disability Benefits Spec	2	2	
ADRC of the Lakeshore	Older Americans Prgrm Mngr	1	1	
ADRC of the Lakeshore	Elderly Benefits Spec	2	2	
ADRC of the Lakeshore	Family Caregiver/Support	2	2	
ADRC of the Lakeshore	**ADRC Program Mngr**	1	1	
ADRC of the Lakeshore	Info.& Assistance Spec	7	7	
ADRC of the Lakeshore	Lead Info & Assistance Spec	1	1	
ADRC of the Lakeshore	Nutrition Program Coord	1	1	
ADRC of the Lakeshore	Outreach Coordinator	1	1	
ADRC of the Lakeshore	Receptionist/Clerk	2.6	2	1
ADRC of the Lakeshore	Site Manager	0.96		2
ADRC of the Lakeshore	Site Manager/Admin Asst	1	1	
ADRC of the Lakeshore Total		25.56	24	3
Child Support	Account Clerk Child Sup	1	1	
Child Support	Case Manager Child Supp	5	5	
Child Support	Child Support Director	1	1	
Child Support	Receptionist Child Supp	1	1	
Child Support	Secretary Child Support	1	1	
Child Support Total		9	9	
Clerk of Courts	Clerk Of Courts	1	1	
Clerk of Courts	Counter Clerk	4	4	
Clerk of Courts	Court Clerk	9	9	
Clerk of Courts	Director of Business Op	1	1	
Clerk of Courts	Judicial Assistant	**4**	**4**	
Clerk of Courts	Judicial Assistant - Family Court	1	1	
Clerk of Courts Total		20	20	
Finance	Account Specialist Comp	1	1	
Finance	Assistant Finance Director	1	1	
Finance	Finance Director	1	1	
Finance	System Support Analyst	1	1	
Finance Dept Total		4	4	
Coroner	Coroner	1	1	
Coroner Total		1	1	
Corporation Counsel	Assistant Corporation Counsel	1	1	
Corporation Counsel	Assistant Corporation Counsel - CSA	1	1	
Corporation Counsel	Corporation Counsel	1	1	
Corporation Counsel	Paralegal	2	2	
Corporation Counsel Total		5	5	
County Clerk	Administrative Asst	1	1	
County Clerk	County Clerk	1	1	
County Clerk	Deputy County Clerk	1	1	
County Clerk Total		3	3	
County Executive	County Executive	1	1	
County Executive Total		1	1	
District Attorney	Administrative Assistant-DA	1	1	
District Attorney	District Attny	0	0	
District Attorney	Paralegal/Secretary DA	2	2	
District Attorney	Secretary DA'S Office	1	1	
District Attorney	Sr Paralegal/Office Manager	1	1	

Department Code	Position Name	Budgeted FTE	Full Time Headcount	Part Time Headcount
District Attorney	Victim Witness Coordinator	1	1	
District Attorney Total		6	6	
Emergency Management	**Emergency Services Director**	1	1	
Emergency Management	**Emergency Services - Deputy Director**	1	1	
Emergency Management Total		2	2	
Family Court Commissioner	Family Court Commissioner	1	1	
Family Court Commissioner Total		1	1	
Highway	Accounting Technician	1	1	
Highway	Administrative Asst - Hwy	1	1	
Highway	Airport Attendent	1	1	
Highway	Airport Foreman	1	1	
Highway	Airport Maintenance Worker	1	1	
Highway	Director Of Financial Serv	1	1	
Highway	Engineering Technician	1	1	
Highway	Facility Mechanic/Janitor	1	1	
Highway	Foreman Highway	4	4	
Highway	Highway Commissioner	1	1	
Highway	Highway Maintenance Wkr	**34**	**34**	
Highway	Mechanic Highway	4	4	
Highway	Operations Manager	1	1	
Highway	Patrol Superintendent/Safety Mgr	1	1	
Highway	Shop Superintendent	1	1	
Highway	Stock Clerk	1	1	
Highway Total		55	55	
Human Services	Accounting Technician - HSD	1	1	
Human Services	Admin Support/Backup Rec	1	1	
Human Services	Admin Support/Data Entry	1	1	
Human Services	Admin Support/Data Proc	1	1	
Human Services	Admin Support/Foster Care	1	1	
Human Services	Admin Support/Reception	1	1	
Human Services	**Admin Support/Records & Backup**	**1**	**1**	
Human Services	Admin Supt/Intox. Driver Prgm	1	1	
Human Services	Administrative Services Supv.	1	1	
Human Services	Administrative Support	1	1	
Human Services	Adult Protective Service Wrk	6	6	
Human Services	After Hours Crisis Work	**4**	**4**	
Human Services	AODA Case Manager	**4**	**4**	
Human Services	B-3 Teacher	3	3	
Human Services	B-3 Teacher/Waiver	3	3	
Human Services	Benefit Specialist	1	1	
Human Services	**Business Division/HSD Deputy**	1	1	
Human Services	**CCS Rehabilitation Spec**	**2**	**2**	
Human Services	CCS Service Facilitator	**13**	**13**	
Human Services	CCS Supervisor	**2**	**2**	
Human Services	CFS Supervisor	1	1	
Human Services	Child Family Serv Mngr/HSD Deputy	1	1	
Human Services	Child Prot. Services Intake Wkr	10	10	
Human Services	Child Prot. Services Ongoing Wkr	**12**	**12**	
Human Services	Clinic Services Manager	1	1	
Human Services	**Clinical Services Supervisor**	**1**	**1**	
Human Services	Clinical Case Manager	5	5	
Human Services	Clinical Services Manager	1	1	

Department Code	Position Name	Budgeted FTE	Full Time Headcount	Part Time Headcount
Human Services	CLTS Supervisor	1	1	
Human Services	**CLTS Waiver & CCS Specialist**	1	1	
Human Services	Community Services Aide	1	1	
Human Services	Court Liason Worker	1	1	
Human Services	CPS Supervisor - Intake	2	2	
Human Services	CPS Supervisor - Ongoing	1	1	
Human Services	CST Care Coordinator	3	3	
Human Services	CST Coordinator	1	1	
Human Services	**Day Time Crisis Worker**	**2**	**2**	
Human Services	Economic Support Mngr/HSD Deputy	1	1	
Human Services	Economic Support Specialist	9	9	
Human Services	Economic Support Specialist -	9	9	
Human Services	Economic Support Superv	1	1	
Human Services	**Family Find Specialist**	**1**	**1**	
Human Services	**Family Resource Program Manager**	1	1	
Human Services	Financial Services Spec	3	3	
Human Services	Financial Services Supv	1	1	
Human Services	Foster Care Administrator	1	1	
Human Services	**Out of Home Specialist**	1	1	
Human Services	Human Services Director	1	1	
Human Services	IDP Coordinator	1	1	
Human Services	Kinship Care Administrator	1	1	
Human Services	Medical Billing & Coding Spec	1	1	
Human Services	Outpatient Psychotherapist	2	2	
Human Services	Outpatient Psychotherapist - MH	1	1	
Human Services	Outpatient Psychotherapist -AODA	1	1	
Human Services	Outpatient Psychotherapist -CCS	3	3	
Human Services	Parent Coach	5	5	
Human Services	**Program Specialist - HSD**	2	2	
Human Services	Psychiatric Nurse	2	2	
Human Services	Psychiatrist	0.5	0	1
Human Services	Psychiatrist - Clinical	1	1	
Human Services	Quality Program Specialist-CCS	**2**	**2**	
Human Services	Receptionist - Economic Support	1	1	
Human Services	Restorative Justice Worker	1	1	
Human Services	Staff Accountant	2	2	
Human Services	Treatment/Diversion Case Mgr	1	1	
Human Services	Treatment Alt/Diversion Counselor	1	1	
Human Services	Treatment Alt/Diversion Coord	1	1	
Human Services	Waiver Specialist	**11**	**11**	
Human Services	Youth & Family Services Soc Wkr	6	6	
Human Services	Youth & Family Supervis	1	1	
Human Services	Youth Justice Case Manager	3	3	
Human Services Total		173.5	173	1
Joint Dispatch Center	Emergency Dispatcher	21	21	
Joint Dispatch Center	Joint Dispatch Supervisor	3	3	
Joint Dispatch Center Total		24	24	
Personnel Dept	Personnel Coordinator	1	1	
Personnel Dept	Personnel Director	1	1	
Personnel Dept Total		2	2	
Planning and Zoning	Administrative Assistant - P&Z	1	1	
Planning and Zoning	Associate Planner	1	1	

Department Code	Position Name	Budgeted FTE	Full Time Headcount	Part Time Headcount
Planning and Zoning	Code Administrator	1	1	
Planning and Zoning	GIS Coordinator	1	1	
Planning and Zoning	Land Use Specialist	1	1	
Planning and Zoning	Parks Maintenance Supervisor	1	1.00	
Planning and Zoning	Planning & Park Manager	1	1	
Planning and Zoning	**Planning, Parks and Land Info Director**	1	1	
Planning and Zoning	Real Property Lister	1	1	
Planning and Zoning	Surveyor	1	1	
Planning and Zoning Total		10	10	
Public Health	Administrative Assistant	0.8		1
Public Health	Bilingual Health Aide	1.8	1	1
Public Health	Bilingual Health Aide - Env	1	1	
Public Health	**Community Health Strategist (through 12/31/24)**	**1**	**1**	
Public Health	Environmental Health Manager	1	1	
Public Health	Health Educator	1	1	
Public Health	Health Officer	1	1	
Public Health	Nurse Manager	1	1	
Public Health	Nutrition Education/Farmers Market	0.9		1
Public Health	Nutrition Educator	0.7		1
Public Health	Public Health Nurse	7	7.00	
Public Health	Sanitarian	2	2	
Public Health	WIC Clerk	**1**	**1**	
Public Health	WIC Director/Nutritioni	0.9		1
Public Health Total		21.1	17	5
Public Works	**Administrative Specialist**	**1**	**1**	
Public Works	Aegis System Administrator	2	2	
Public Works	Building & Grounds Supervisor	1	1	
Public Works	Building Services Supervisor	1	1	
Public Works	Business Manager	1	1	
Public Works	Business System Analyst	1	1	
Public Works	Communication System Engineer	1	1	
Public Works	Custodian	3	3	
Public Works	Data Informatics Analyst	1	1	
Public Works	Desktop Support Technician	1	1	
Public Works	Expo Facility Manager	1	1	
Public Works	Facility Maint Wkr	1	1	
Public Works	Information Systems Mngr	1	1	
Public Works	**Building Maintenance**	4.5	4	
Public Works	**Building Maintenance - Expo**	0.5	1	
Public Works	Maintenance Technician	1	1	
Public Works	Public Works Director	1	1	
Public Works	Recycling Cntr Manager	1	1	
Public Works	Senior Network Engineer	1	1	
Public Works Total		25	25	
Register in Probate	Deputy - Probate	1	1	
Register in Probate	Register In Probate	1	1	
Register in Probate Total		2	2	
Register of Deeds	Deputy Register Of Deed	1	1	
Register of Deeds	Register Of Deeds	1	1	
Register of Deeds	Register Of Deeds Clerk	1	1	
Register of Deeds	Vital Records Clerk	1	1	
Register of Deeds Total		4	4	

Department Code	Position Name	Budgeted FTE	Full Time Headcount	Part Time Headcount
Sheriff	Account Specialist - Sheriff	1	1	
Sheriff	Administrative Spec.	5	5	
Sheriff	Bailiff	**3**	**3**	
Sheriff	Business Operations Manager	1	1	
Sheriff	Chief Deputy	1	1	
Sheriff	Cook	5.1		6
Sheriff	Corrections Officer	29	29	
Sheriff	Court Officer	1	1	
Sheriff	Criminal Support Spec	1	1	
Sheriff	Detective	5	5	
Sheriff	Detective Supervisor	1	1	
Sheriff	Drug Enforcement Office	2	2	
Sheriff	Food Service Manager	1	1	
Sheriff	Huber Supervisor	1	1	
Sheriff	Jail Lieutenant - Corrections	1	1	
Sheriff	Jail Lieutenant - Support	1	1	
Sheriff	Jail Nurse	2	2	
Sheriff	Jail Nurse Supervisor	1	1	
Sheriff	Jail Supervisor	9	9	
Sheriff	Major - Jail Administrator	1	1	
Sheriff	Major - Operations	1	1	
Sheriff	Major - Support	1	1	
Sheriff	Narcotics Unit Supervis	1	1	
Sheriff	Patrol Lieutenant	9	9	
Sheriff	Patrol Officer	25	25	
Sheriff	Process Server	2	2	
Sheriff	Professional Standards Lt	1	1	
Sheriff	Sheriff	1	1	
Sheriff Total		113.1	108	6
Soil & Water Conservation	Education & Grants **Manager**	1	1	
Soil & Water Conservation	Program Assistant - S&W	1	1	
Soil & Water Conservation	Resource Conservationis	3	3	
Soil & Water Conservation	Soil & Water Director	1	1	
Soil & Water Conservation Total		6	6	
Treasurer	Deputy Treasurer	1	1	
Treasurer	Treasurer	1	1	
Treasurer Total		2	2	
UW Extension	Program Assistant	0.6		1.00
University Extension Total		0.60	0.00	1.00
Veterans Service Office	Veterans Service Director	1	1	
Veterans Service Office	Veterans Service Office	2	2	
Veterans Service Office Total		3	3	0.00
Grand Total		518.86	507.00	16.00

FTE Changes

	FTE Change	Comments
Clerk of court		
Judicial Assistant	1	New position
Health Dept.		
WIC Clerk	0.1	Increase from .90 to Full Time
Highway Dept.		
Highway Maintenance Wkr	2	New positions
Human Services Dept.		
Admin Support/Records and Back up	1	New position
After Hours Crisis Worekr	1	New position
AODA Counselor	1	New position
CCS Facilitator	3	New positions
CCS Rehabilitation Spec	2	New position
CCS Supervisor	1	New positon
CLTS Waiver Spec	3	New positions
CPS Ongoing Social Wkr	2	New position
Day Time Crisis Worker	2	New positions
Family Find Spec	1	New position
Public Works		
Administrative Specialist	1	New positon
Sheriff's Dept.		
Bailiff	1	New positon
Total Additional FTEs - 2023 Budget	**22.1**	

Position Reclassification

Department	Employee Name	Position Number	Current Title	Proposed Title	Current pay grade/step	Rate as of 12/31/2021	Proposed Pay Grade/Step	Proposed rate as of 1/1/2022 prior to ACB increase
Finance Dept.	P Baumann	19-110	Account Specialist	Accounting Technicial	B22/MID+	$ 25.07	B23/MID+	$ 26.55
Planning and Zoning	A Raymakers	31-120	Associate Planner	Senior Planner	C41/MID+	$ 68,380.00	C42/MID+	$ 71,376.00
Public Works	N Garber	34-214	Custodian	Building Maintenance	A11/MID+	$ 18.69	B22/02	$ 19.27
Public Works	T Dueno	34-220	Facility Maint/Mail Carrier	Same	A11/MID+	$ 18.71	B21/03	$ 19.24
Public Works	R Kehrberg	34-226	Maintenance 2	Building Maintenance	B21/MID+	$ 21.79	B22/MID+	$ 23.54
Public Works	D Elliott	34-227	Maintenance 2	Building Maintenance	B21/01	$ 17.60	B22/02	$ 19.27
Public Works	J Benzinger	34-228	Maintenance Technician	Same	B24/MID+	$ 25.02	B25/MID+	$ 26.97
Sheriff's Dept.	All	Various	Corrections Officer	Same	B23	various	B25/MID+	various
Sheriff's Dept.	All	Various	Jail Supervisor/Huber Officer/Court Officer	Same	C43	various	C45	various
Sheriff's Dept.	All	Various	Jail Lieutenants	Same	C52	various	C52	various

Position Title Changes

Department	Current Title	Proposed Title
ADRC of the Lakeshore	I&A Program Manager	ADRC Program Manager
Emergency Services	Emergency Services Coordinator	Emergency Services Director
Emergency Services	Program Manager	Emergency Services Deputy Director
Human Services Dept.	Clinical Services - HSD Deputy	Business Division - HSD Deputy
Human Services Dept.	Foster Care Support Worker	Out of Home Specialist
Planning & Zoning	Planning & Zoning Director	Planning, Parks and Land Info Director
Public Work	Maintenance 1	Building Maitenance

FTE Reconciliation 2023 Budget

Total FTE's Authorized in 2022 Budget	495.62
FTE Changes authorized during 2022 - afte	1.14
FTE's as of 12/31/2022	496.76
2023 FTE Changes	22.1
Total FTE's in Proposed 2023 Budget	518.86

2022 Position ID Changes (FTE CHANGES ONLY) 2022 FTE in budget =											495.62
	Current Status					Status Changed To					
Date Entered	Department	Position ID	Title	FTE	Business Unit	Effective Date	Position ID	Title	FTE	Business Unit	Net Change
2/17/2022	Health Dept.					2/15/2022	50-176	Community Health Stratgegist	1	41135	1
4/26/2022	Health Dept.	50-202	Env Hlth Tech	0.86	41900	4/26/2022		Sanitarian	1	same	0.14

FTE as of 12/30/2021 **496.76**

Personnel Changes Included in 2023 Budget

A. For employees covered under the Performance Management Plan:

1. A wage increase of 5%, to be effective December 25, 2022 (which is the pay period that includes January 1). This increase will also be applied to working condition premiums included in the pay plan.
2. Funds have been included for the performance management plan to reward employees for their good work. These increases are effective on the employee's anniversary date in position:
   - A step increase for employees between minimum and midpoint if their composite performance score is at least 1.75. Step increases averages 2.5 - 3.0%
   - Employees between midpoint and maximum will continue to be eligible for a 1.0% increase if their composite performance score is between 2.01 – 2.74, and a 2.0% increase if their composite performance score is 2.75 or greater.
3. The midpoint for each wage band has been realigned to take into consideration the increases that have been provided to the wage scale in 2019 and 2021. These increases lifted the maximum of the pay range, while making no adjustment to the midpoint. Additional steps have been included between MIN-MID to step employees to this new midpoint. Affected employees will be placed on the step that provides them at least a 2% increase on their anniversary date if their composite performance score is at least 1.75.

B. Changes to Employee Policies. In an effort to increase workplace flexibility and therefore increase employee satisfaction and retention – the following changes have been made to County policy:

1. Removal of the requirement for employees to exhaust all paid leave prior to requesting unpaid time off. This change will allow employees to use their bank of 10 unpaid days without having to exhaust all other paid time off for which they are eligible to use. Section 12.05 Leave of Absence has been updated to reflect this change.
2. Remove reference that employees are expected work a five-day work week and replace it with "employees are expected to work their normal work week/days". This change will allow supervisors to offer a condensed work schedule to their employees – if that schedule does not result in a reduction in services, employee's productivity, or result in additional overtime. Section 18.02 Overtime has been updated to reflect his change.
3. Include verbiage in Flex Time section of employee policy manual to encourage cooperation of a flexible schedule, when it is appropriate and will not result in a reduction in service, employee productivity, or result in additional overtime. Supervisors should contact the Personnel Department if they would like guidance on creating and monitoring a flexible work schedule. This change will demonstrate to employees that Manitowoc County is committed to work/life balance, and employee work hour flexibility and give supervisors a resource if they are unsure of how or if they should accommodate a request. Section 18.08 has been updated to reflect this change.

C. Changes to Benefit Plans:

Maintaining a comprehensive health plan at an affordable cost to both employees and taxpayers continues to be a challenge. Even with these challenges, Manitowoc County's health plan has not experienced an increase in premiums since 2015. In the 2023 budget I am proposing a modest 5% increase to those premiums. Health insurance premiums and contribution amounts as of January 1st will be (full time employees):

	General Plan		**EEs W/arrest power hired prior to 07/2010**		
Level	Full Premium	EE Cost/Month	Level	Full Premium	EE Cost/Month
Single	$656.40	$26.26 Additional $1.26/month	Single	$506.63	$20.26 Additional $.96/month
EE+Ch	$1115.89	$66.94 Additional $3.18/month	EE+Ch	$861.26	$51.68 Additional $2.46/month
EE+Sp/Ch	$1969.12	$177.22 Additional $8.44/month	EE+Sp/Ch	$1519.86	$136.78 Additional $6.52/month

In an effort to continue to control health insurance costs and educate employees on important high-quality cost saving programs that are available as part of our health plan, I am proposing the addition of the following programs as of January 1st:

Preventative Screening Incentives - Studies show that preventative screenings are an important part of overall general health. In addition, the early diagnosis of what could be serious conditions can greatly improve patient outcomes. To encourage employees to obtain these important screenings – we will offer employees and spouses the following incentives:
Annual Physical Exam* (with recommended blood screens) - $75, **Health or Age/Gender Specific Screenings*** - $50, **Employees and Spouses must be covered under Manitowoc County's health plan to obtain these incentives.,* **Dental Visit - $25 (x2), Vision Exam - $15,** Dependent children are not eligible for these incentives.

HealthJoy Mobile App - In an effort to continue to provide employees with the latest technology to assist in accessing their health care, as of January 1st I will be making HealthJoy available to all benefit eligible employees. HealthJoy is a mobile app that guides employees through the health care system – encouraging use of high quality in-network providers and easily aiding employees in finding cost savings in prescription drugs, correct care level and participation in other cost saving programs. In addition, the app contains ID Cards, a medical bill review service, an interactive "concierge" to help employees navigate the health care system, and more.

D. Full-Time Equivalent (FTE) Changes

All of the following changes are included on the proposed 2023 FTE Summary. New positions titles and changes in the number of positions appear in bold font on that report.
Clerk of Court: I am proposing the addition of 1.0 full time Judicial Assistant
Health Department: I am proposing the addition of .10 to the WIC Clerk position
Highway Department: I am proposing the addition of 2.0 full time Highway Maintenance Workers
Human Services Department: I am proposing the addition of 1.0 full time CCS Supervisor, 2.0 full time CPS Ongoing Social Workers, 1.0 full time AODA Counselor, 2.0 full time Day Time Crisis Workers, 1.0 full-time After-Hours Crisis worker, 3.0 full time CCS Service Facilitators, 3.0 full time CLTS Wavier Specialist, 2.0 full time CCS Rehabilitation Specialist, 1.0 full time Admin Support/Records and Back Up
Public Works: I am proposing the addition a 1.0 full time Administrative Assistant
Sheriff's Dept: I am proposing the addition of 1.0 full time Bailiff

E. Reclassifications

The following positions met the criteria for reclassification:
Finance Dept.: Account Specialist position has been reclassified to Account Technician and has been changed from B22 to B23
Planning & Zoning Dept.: Associate Planner position has been reclassified to Senior Planner and has been change from C41 to C42
Public Works: 1 Custodian position has been reclassified to Building Maintenance and has been changed from A11 to B22, 2 Maintenance 2 positions have been reclassified to Building Maintenance and have been changed from B21 to B22, Facility Main/Mail Carrier has been changed from A11 to B22, Maintenance Technician has been changed from B24 to B25
Sheriff's Dept: Corrections Officers have been changed from B23 to B25, Jail Supervisors/Huber Officer/Court Officer has been changed from C43 to C45, Jail Lieutenants have been provided compression increase remain C52

F. Title Changes - I am proposing the following title changes. No other change in wage or band has been made to these positions.

ADRC of the Lakeshore: I&A Program Manager to ADRC Program Manager
Emergency Services: Emergency Services Coordinator to Emergency Services Director, Program Manager to Emergency Services Deputy Director
Human Services: Clinical Services – HSD Deputy to Business Division – HSD Deputy, Foster Care Support worker to Out of Home Specialist
Planning & Zoning: Planning & Zoning Director to Planning, Parks and Land Info Director
Public Works: Maintenance 1 to Building Maintenance

Manitowoc County, Wisconsin
Total Authorized Full Time Equivalent (FTE's) Report by Department

	2023	2022	2021	2020	2019	2018	2017	2016	2015	2014	2013	2012	2011	2010	2009	2008	2007	2006	2005	2004	2003	2002	2001
ADRC - Aging Resources	25.56	25.56	25.56	25.46	25.46	24.13	24.13	24.50	23.00	23.00	21.00	16.70	13.36	12.15	11.46	11.08	9.88	5.88	5.88	6.01	6.98	6.59	6.98
Child Support	9.00	9.00	9.00	9.00	9.00	9.00	9.00	9.00	10.00	10.00	10.00	10.00	10.00	10.00	10.00	10.00	9.00	9.00	9.00	9.00	9.00	9.00	9.00
Clerk of Court	20.00	19.00	19.00	19.00	19.00	19.00	19.00	19.00	18.80	17.80	17.80	17.80	15.80	16.43	17.13	16.91	16.31	16.69	16.69	16.69	16.69	16.69	16.69
Comptroller	4.00	4.00	5.00	5.00	5.00	4.00	4.00	4.00	4.00	4.00	4.00	4.00	4.00	4.50	5.00	5.00	5.00	5.00	5.00	5.00	5.00	5.00	5.00
Coroner	1.00	1.00	1.00	1.00	1.00	1.00	1.00	1.48	1.48	1.48	1.48	1.48	1.48	1.02	1.02	1.02	1.02	1.02	1.02	1.02	1.02	1.02	1.02
Corporation Counsel *	5.00	5.00	5.00	5.00	5.00	5.00	5.00	5.00	4.00	4.00	4.00	4.00	4.00	4.00	4.00	4.00	4.00	4.00	4.00	4.00	4.00	4.00	4.00
County Clerk	3.00	3.00	3.00	3.00	3.00	3.00	3.00	3.00	3.00	3.00	3.00	3.00	3.00	3.00	3.28	3.88	3.88	3.88	3.60	3.60	3.60	3.60	3.60
District Attorney	6.00	6.00	5.00	5.00	5.00	5.00	5.00	5.00	4.75	4.75	4.50	4.50	4.50	4.50	4.50	5.50	5.50	5.50	5.50	5.50	5.50	5.50	5.50
Emergency Management	2.00	2.00	2.00	2.00	2.00	2.00	1.75	2.00	1.73	1.73	1.73	1.73	1.73	1.73	1.73	1.73	2.23	1.73	1.73	1.73	1.73	1.73	1.73
Executive / Administrator	1.00	1.00	1.00	1.00	1.00	1.00	1.00	1.00	1.00	1.00	1.00	1.00	1.00	1.00	1.50	1.50	1.50	2.00	2.00	2.00	2.00	0.00	0.00
Family Court Commissioner **	1.00	1.00	1.00	1.00	1.00	1.00	1.00	1.00	1.00	2.00	2.00	2.00	2.00	2.00	2.00	2.00	2.00	2.00	2.00	2.00	2.00	2.00	2.00
Health Care Center	0.00	0.00	0.00	0.00	0.00	0.00	0.00	0.00	0.00	0.00	0.00	0.00	0.00	0.00	0.00	158.93	155.40	161.78	164.23	171.60	179.11	203.74	204.89
Health Department	21.10	19.86	19.76	18.46	18.46	20.01	20.01	19.86	19.57	19.75	19.39	19.84	19.01	20.75	22.19	21.76	23.16	23.16	23.16	23.16	23.16	24.52	24.44
Highway Department	55.00	53.00	54.00	54.00	54.00	54.00	49.00	50.00	50.00	49.00	48.75	48.00	27.08	34.62	60.00	60.00	60.00	64.00	64.00	65.00	68.00	70.00	70.75
Human Services	173.50	156.50	135.08	130.08	122.08	119.08	106.70	108.05	103.45	97.05	94.00	92.00	79.30	93.30	104.80	103.40	104.18	106.18	106.68	105.18	106.69	107.29	105.90
Information Systems	(A)	(A)	(A)	(A)	(A)	8.00	8.00	8.00	8.00	8.00	8.00	8.00	7.00	7.00	8.00	8.00	7.00	7.00	6.00	5.00	5.00	5.00	6.00
Joint Dispatch Center	24.00	24.00	24.00	24.00	24.00	23.00	23.00	23.00	21.80	21.80	21.80	21.80	21.80	22.80	25.30	25.30	22.00	21.50	21.50	20.50	20.67	20.67	18.67
Personnel	2.00	2.00	2.00	2.00	2.00	2.00	2.00	2.60	2.60	2.60	2.60	2.60	2.60	2.60	2.90	2.90	2.90	2.90	2.60	2.60	2.60	2.60	2.60
Planning & Zoning	10.00	10.00	9.00	9.00	9.00	7.00	6.00	6.00	6.00	5.50	5.50	5.50	5.50	5.50	7.00	8.00	8.00	8.00	8.00	8.00	8.00	8.00	7.00
Park Department (in Hwy)	N.A.	N.A.	N.A.	N.A.	N.A.	N.A.	N.A.	N.A.	N.A.	N.A.	N.A.	N.A.	N.A.	N.A.	1.00	N.A.	N.A.	N.A.	N.A.	N.A.	N.A.	N.A.	N.A.
Public Works / Communications	25.00	23.00	23.00	23.00	23.00	16.50	16.42	14.09	14.09	13.25	13.00	13.75	12.00	12.00	11.00	11.75	11.75	12.50	12.50	13.50	13.50	13.50	13.50
Register in Probate	2.00	2.00	2.00	2.00	2.00	2.00	2.00	2.00	2.00	2.00	2.00	2.00	2.00	2.00	2.00	2.00	2.61	2.61	2.61	2.61	2.61	2.61	2.61
Register of Deeds	4.00	4.00	3.55	3.55	3.55	3.55	3.50	4.00	4.00	4.00	4.00	4.00	4.00	4.00	5.00	5.00	5.00	5.00	5.00	5.00	5.00	5.00	5.00
Sheriff's Department	113.10	112.10	109.10	109.10	108.70	108.70	107.70	105.90	105.90	105.92	107.20	111.15	110.15	111.05	114.20	112.95	107.85	107.85	110.85	110.86	116.01	116.01	115.01
Soil & Water	6.00	6.00	5.00	5.00	5.00	4.60	4.60	4.60	4.50	4.50	4.50	4.50	4.50	4.50	5.46	5.92	7.92	7.92	7.92	7.92	8.92	8.92	8.92
Treasurer	2.00	2.00	2.00	2.00	2.00	2.00	4.00	4.00	4.00	4.00	4.00	4.00	4.00	4.00	5.00	5.00	5.00	5.00	5.00	5.00	5.00	5.00	5.00
UW-Extension	0.60	0.60	1.00	1.00	1.00	1.40	1.40	1.40	1.40	1.00	1.00	1.00	1.00	1.40	1.40	2.00	3.00	3.00	3.00	3.00	3.00	4.00	4.00
Veterans	3.00	3.00	3.00	3.00	3.00	3.00	3.00	3.00	3.00	3.00	2.00	2.00	2.00	1.60	1.60	1.00	1.00	2.00	2.00	2.00	2.00	2.00	2.00
Total	518.86	494.62	469.05	462.65	454.25	448.97	431.21	431.48	423.07	414.13	408.25	406.35	362.81	387.45	438.47	596.53	587.09	597.10	601.47	607.48	626.79	653.99	651.81
County Board of Supervisors		25	25	25	25	25	25	25	25	25	25	25	25	25	25	25	25	25	25	25	25	25	25

(A) Information Systems - 1 Transferred to Comptroller, 1 Transferred to Planning/Zoning, rest to Public Works.

* = Corporation Counsel's Office assumed 1 FTE position for the Attorney position that performs work and is budgeted for in the Child Support Office.

** = Clerk of Courts Office assumed 1 FTE position from the Faimily Court Commissioner's Office although the Family Courts Office budgets for the position.

THIS PAGE LEFT BLANK INTENTIONALLY

Manitowoc County, Wisconsin
EQUALIZED VALUE - TAX LEVY & TAX RATE HISTORY
1977 TO 2022 ACTUALS AND 2023 PROPOSED

		EQUALIZED VALUE		ADOPTED TAX LEVY & RATE AS EQUALIZED			
				LEVY		RATE	
LEVY YEAR	BUDGET YEAR	EQUALIZED VALUATION EXCLUDING (TID)	PER-CENT INC (-DEC)	TOTAL LEVY IN DOLLARS	PER-CENT INC (-DEC)	TAX RATE PER $1,000	PER-CENT INC (-DEC)
						(Note *)	
1977	1978	$1,211,352,540	12.30%	$4,081,326	-1.00%	$3.36923	N.A.
1978	1979	$1,355,612,540	11.91%	$4,289,943	5.11%	$3.16458	-6.07%
1979	1980	$1,516,316,000	11.85%	$4,289,943	0.00%	$2.82919	-10.60%
1980	1981	$1,663,852,000	9.73%	$4,415,077	2.92%	$2.65353	-6.21%
1981	1982	$1,688,807,800	1.50%	$6,326,293	43.29%	$3.74601	41.17%
1982	1983	$1,756,318,100	4.00%	$6,513,558	2.96%	$3.70864	-1.00%
1983	1984	$1,769,340,900	0.74%	$6,904,372	6.00%	$3.90223	5.22%
1984	1985	$1,786,443,900	0.97%	$6,971,988	0.98%	$3.90272	0.01%
1985	1986	$1,776,007,300	-0.58%	$7,231,262	3.72%	$4.07164	4.33%
1986	1987	$1,730,722,700	-2.55%	$7,759,477	7.30%	$4.48337	10.11%
1987	1988	$1,676,719,000	-3.12%	$7,917,845	2.04%	$4.72223	5.33%
1988	1989	$1,693,668,100	1.01%	$8,533,605	7.78%	$5.03853	6.70%
1989	1990	$1,717,107,600	1.38%	$10,124,148	18.64%	$5.89605	17.02%
1990	1991	$1,770,603,700	3.12%	$11,231,595	10.94%	$6.34337	7.59%
1991	1992	$1,876,922,700	6.00%	$12,718,272	13.24%	$6.77613	6.82%
1992	1993	$1,996,027,300	6.35%	$13,330,210	4.81%	$6.67837	-1.44%
1993	1994	$2,118,040,000	6.11%	$13,469,913	1.05%	$6.35961	-4.77%
1994	1995	$2,323,674,500	9.71%	$12,813,864	-4.87%	$5.51448	-13.29%
1995	1996	$2,521,083,800	8.50%	$13,346,657	4.16%	$5.29402	-4.00%
1996	1997	$2,692,042,900	6.78%	$13,747,057	3.00%	$5.10655	-3.54%
1997	1998	$2,960,655,500	9.98%	$15,293,950	11.25%	$5.16573	1.16%
1998	1999	$3,113,670,000	5.17%	$18,009,105	17.75%	$5.78388	11.97%
1999	2000	$3,327,573,700	6.87%	$19,507,817	8.32%	$5.86248	1.36%
2000	2001	$3,505,947,400	5.36%	$20,857,127	6.92%	$5.94907	1.48%
2001	2002	$3,813,024,200	8.76%	$22,489,172	7.82%	$5.89799	-0.86%
2002	2003	$4,014,784,100	5.29%	$24,355,486	8.30%	$6.06645	2.86%
2003	2004	$4,176,772,000	4.03%	$25,011,915	2.70%	$5.98834	-1.29%
2004	2005	$4,301,111,800	2.98%	$25,756,507	2.98%	$5.98834	0.00%
2005	2006	$4,432,487,500	3.05%	$26,462,274	2.74%	$5.97008	-0.30%
2006	2007	$4,674,582,000	5.46%	$26,920,541	1.73%	$5.75892	-3.54%
2007	2008	$4,866,468,000	4.10%	$27,347,206	1.58%	$5.61952	-2.42%
2008	2009	$5,073,661,200	4.26%	$27,741,006	1.44%	$5.46765	-2.70%
2009	2010	$5,254,924,000	3.57%	$28,212,603	1.70%	$5.36879	-1.81%
2010	2011	$5,142,459,100	-2.14%	$28,451,559	0.85%	$5.53268	3.05%
2011	2012	$5,184,760,300	-1.34%	$28,636,506	1.50%	$5.52321	2.88%
2012	2013	$5,003,116,500	-3.50%	$28,720,978	0.29%	$5.74062	3.94%
2013	2014	$4,950,247,400	-1.06%	$28,859,333	0.48%	$5.82988	1.55%
2014	2015	$4,987,266,200	0.75%	$29,052,082	0.67%	$5.82525	-0.08%
2015	2016	$5,025,988,600	0.78%	$29,263,972	0.73%	$5.82253	-0.05%
2016	2017	$5,091,354,100	1.30%	$29,454,919	0.65%	$5.78528	-0.64%
2017	2018	$5,100,495,200	0.18%	$29,787,844	1.13%	$5.84019	0.95%
2018	2019	$5,276,298,900	3.45%	$30,438,246	2.18%	$5.76886	-1.22%
2019	2020	$5,620,496,500	6.52%	$30,893,895	1.50%	$5.49665	-4.72%
2020	2021	$5,874,812,300	4.52%	$31,143,973	0.81%	$5.30127	-3.55%
2021	2022	$6,230,176,500	18.08%	$31,143,973	0.00%	$4.99889	-13.35%
2022	2023	$7,246,911,300	28.94%	$32,459,182	4.22%	$4.47904	-18.51%

Note * - Actual tax rates will vary by individual municipality because portions of the tax levy are allocated differently throughout the County. The levy portion supporting the library is apportioned only to towns and villages, and the levy portion for bridge construction is only apportioned to towns.
In addition to the County Tax Levy shown above, the County collects on behalf of the State of Wisconsin a forestry tax levy and other minor special assessments which are not considered as revenues to the County and are not included in the tax levy figures shown above. However, Charitable and Penal Fees issued by the State and chargable to the County are included above.
In Levy Year 1994 for the 1995 Budget, the County no longer levied taxes for the Riverview School Special Education and Taxing District.

Outlay Items Included in the 2023 Proposed Budget

Fund Number	Activity Number	Activity Area	Outlay Item	2023 Amount	2023 Total
		General Fund			
*	12100	Clerk of Court	Conference Room Chairs	7,200	7,200
	13500	Child Support	Misc items	2,500	2,500
*	15200	Treasurer	Laptop	3,000	3,000
*	16100	Maintenance - Courthouse	Branch IV Remodel Costs	850,000	956,500
			District Heat, Heat Exchanger	40,000	
			Ford Transmit Mail Van (Replacing 2013 Model)	25,000	
			Carpeting-DA Office Suite	15,000	
			Plaster & Paint Repair- Rotunda Ceilings	10,000	
			Concrete Replacement (misc)	4,000	
			Restain Exterior Doors (East)	3,000	
			Repair EIFS at South Basement Entrance	3,000	
			LED Lighting Retrofits	1,500	
			Boiler Tune-Ups	2,500	
			DDC Controls Licensing	1,500	
			John Deere Tractor Brush	1,000	
*	16200	Maintenance - Office Complex	Parking Lot Rebuild & Asphalt	90,000	178,500
			Asphalt Maint (sealcoat, crackfill, stripe)	20,000	
			Lawn Tractor	15,000	
			Tandem Axle Trailer	11,000	
			Exterior LED (wallpacks and Bollard Lights)	10,000	
			Single Axle Trailer	10,000	
			Tool Cat Broom	5,000	
			Tool Cat Salter	5,000	
			Tool Cat Snowblower	5,000	
			Window Sills	5,000	
			LED Lighting RetroFits	2,500	
*	16300	Maintenance - Jail	CRAC Unit #2	55,000	101,500
			Roof Top Exhaust Fans (6)	18,000	
			Ash Trees (6) Remove and Replace	7,000	
			Detention Mop Sink, Block 2B	6,000	
			Genetee CCTV System Upgrade	3,000	
			Jail Kithcen Hood Cleaning	3,000	
			ADA Automatic Entrances (Admin Entrance)	5,000	
			LED Lighting Retrofits	2,500	
			Jail Machanical Room RP Valve	2,000	
*	16400	Maintenance - UW Center	DDS Controls Lakeside Hall	45,000	108,500
			A/C 10 Ton Condensor (3 of 8)	30,000	
			Windows-Hillside Hall (1 of 3)	20,000	
			Boiler Service-Lakeside and Founders	6,000	
			Windows Sills-Solid Surface (Hillside)	4,000	
			Boiler Breaching Caoulk	3,500	
*	16600	Maintenance - Human Services	Boilers Replacements (2 of 3)	25,000	105,500
			713 S 16th St Basement Foundation	25,000	
			Erogonomic Furniture Upgrades	15,000	
			Cprner Clock Control Upgrade	15,000	
			Carpet replacement 1st Floor S Halls	14,000	
			Rooftop Exhaust Fans -3	6,000	
			HVAC Return Fan 4th Floor	3,000	
			LED Lighting Retrofits	2,500	
*	16700	Maintenance - PHD Building	Office Reomdel	15,000	19,500
			Personal Computer- New Employ	2,500	
			LED Lighting Retrofits	2,000	
*	16750	Maintenance - Admin Office Bldg	DDC Control Replacement	30,000	35,500
			Sealcoting & Striping	4,500	
			LED Lighting Retrofits	1,000	
*	16800	Maintenance - Other Co Buildings	Ash Tree Removal/Replacement- Various	4,000	6,000
			Flagpole @ Rapids Site	2,000	
*	16900	Maintenance - C&T Building	Boiler Expansion Tank	4,000	8,000
			Fire Panel Board Upgrade	4,000	
*	16950	Maintenance - MAC	Asphalt (W End of Parking Lot)	20,000	45,000
			Replacement of leaky windows	25,000	
*	21000	Sheriff - Admin	Misc items	133,000	133,000
*	21200	Sheriff - Traffic Patrol	Misc Items	79,000	407,000
			Vehicles	328,000	
*	21650	Communications Activity	MCEM Quantar Replacements (1 of 3)	60,000	157,000
			HAVC Units-Tower Shelters	40,000	
			Tower Site Routers (includes 3 years of SmartNet)	30,000	
			HVAC Units-Keil Tower/Comm Room	15,000	
			Touch Screens Planned Rep	7,000	
			Ca12 CD's Planned Repolacement	3,000	
			Block Heater and Battery Charger	2,000	

Outlay Items Included in the 2023 Proposed Budget

Fund Number	Activity Number	Activity Area	Outlay Item	2023 Amount	2023 Total
*	25000	Emergency Management			0
*	25100	Emergency Mgt - NUKE	Department Pickup replacement	4,000	4,000
*	25300	Emergency Mgt - EPCRA			0
*	25400	Emergency Mgt - HAZMAT	Offsetting expense for Hazmat Team	7,500	7,500
*	27000	Corrections			0
*	35100	Airport	Fuel Pump Upgrade	8,000	85,200
			Snow Box Pusher	45,000	
			Lighting Project	27,200	
			Ditch Work on CTY Q	5,000	
*	52000	Parks	Zero Turn Mower Replacements	7,500	232,700
			Picnic Tables	11,700	
			Buildings Maintenance	7,500	
			Land	9,500	
			Watta-Hi Park Boardwalks	15,000	
			Paving-Piers-Land Improvement	166,500	
			Mairbel Cave Stair Case	10,000	
			Playground Equipment Maribel	5,000	
*	54400	Parks - Snowmobile Trails	Land Improve- Bridges	82,200	82,200
*	63000	Planning and Zoning	7/8 Passenger Van	10,000	43,000
			Transcendent	3,000	
			Surveyor Equipment Warranty	3,500	
			Surveyor Autocad Civel 3D	2,500	
			Surveyor Field Supplies	3,000	
			Septic Inspector Laptop	2,500	
			Property Lister Laptop	2,500	
			Software For Laptops	1,000	
			Carryover from 2022 Vehicle was canceled	15,000	
		General Fund Total			**2,728,800**
		Solid Waste Recycling SRF			
*	36300	Recycling Operation	Asphalt Repair/Parking Lot Crackfill etc.	40,000	55,000
			Combustible Dust Cleaning (Every 3-4 years)	15,000	
		Solid Waste Recycling SRF Total			**55,000**
		Aging SRF			
*	46100	ADRC	Vehicle (partial)	19,000	
	46250		Vehicle (partial)	26,000	
	46400		Vehicle	45,689	
					90,689
		Aging SRF Total			0
		Expo SRF			
*	54615	Ice Center	East Hall Roof	5,000	10,000
			Concession Stand Water Heater	3,000	
			LED Retrofils	2,000	
*	54620	Expo Maint & Improvements	Rock Pavillion Demolition and Site Work	35,000	295,000
			Rock Pavillion Replacement	150,000	
			MCIC MAU & Ductwork	40,000	
			Security Camera System Upgrade	20,000	
			Merchant Building Electrical Service	15,000	
			Exhibition Building Electrical Service	15,000	
			Sign Buidling Roof	5,000	
			Electrical Building Roof	5,000	
			Electrical panels on grounds	3,000	
			Tables & Chairs	2,500	
			OH Receptable Circuits (Small animal building)	2,000	
			Stage Trolley	1,500	
			Cordless Power Tool Set	1,000	
		Expo SRF Total			**305,000**
	61101	**Soil & Water**	Equipment	6,800	**6,800**
		Jail Assessment Fee CPF			
*	72700	Jail Assessment Fee CPF			6,800
		Jail Assessment Fee CPF Total			0
		Information Systems			
*	14500	Information Systems	Chairs, chair mats, office equipment, etc	750	13,250
			Staff PC's/Laptops - Est	10,000	
			Misc	2,500	
		Information Systems Total			13,250
	45058	**Human Services**	Replacement Office Furniture	0	0
		Grand Total			**3,199,539**

Outlay Items Included in the 2022 Proposed Budget

Fund Number	Activity Number	Activity Area	Outlay Item	2022 Amount	2022 Total
		General Fund			
*	12100	Clerk of Court	N/A	0	0
*	13500				
*	15200	Treasurer		0	0
*	16100	Maintenance - Courthouse	A/C Condenser Replacements	125,000	235,100
			Dodge Truck (replacing 2012 Model)	38,000	
			Dome Restoration Study	33,000	
			Carpeting - Clerk of Court Office Suite	15,000	
			Fire Escape (repaint)	6,000	
			Concrete Replacement (misc)	4,000	
			John Deere Tractor Salter Attachment	3,600	
			Restain Exterior Doors (East)	3,000	
			LED Lighting Retro-Fits	2,000	
			Boiler Tune-Ups every 5 yrs - last done 2017	2,500	
			Generator Coolant Replacement	1,500	
			Fire Escape Lighting to LED	1,500	
*	16200	Maintenance - Office Complex	Lawn Tractor	70,000	88,500
			Asphalt Repair	12,000	
			LED Lighting Retrofits	4,500	
			Reception Window @ Economic Support	2,000	
*	16300	Maintenance - Jail	Main Jail Elevator Modernization	127,000	182,500
*	16400	Maintenance - UW Center	Roof F15	36,000	64,000
			A/C Condenser (2 of 5)	22,000	
			Boiler Servicing	6,000	
*	16600	Maintenance - Human Services	Boiler Replacements (1 of 3)	25,000	40,000
			Erogonomic Furniture Upgrades	9,000	
			Exterior Door to East Courtyard	4,000	
			LED Lighting RetroFits	2,000	
*	16700	Maintenance - PHD Building	LED Lighting Retro-fits	2,000	2,000
*	16750	Maintenance - Admin Office Bldg	Sewage Ejector Pit Pumps	6,000	8,000
*	16800	Maintenance - Other Co Buildings	Broken Headstones - Potters Field Replace	1,000	2,000
*	16900	Maintenance - C&T Building	UPS Battery Replacement Every 4 Yrs	12,000	12,000
*	16950	Maintenance - MAC	Window Replace (4 leaky)	8,000	11,000
			Sidewalk (Special Assessment)	3,000	
*	21000	Sheriff - Admin	Miscellaneous	133,000	133,000
*	21200	Sheriff - Traffic Patrol	Dive Team Equipment Maintenance	5,000	391,000
			SWAT Team Equipmnet Maintenance	10,000	
*	21650	Communications Activity	Quantar Replacements (4 of 5)	117,500	207,050
			HVAC Units-Tower Shelters	60,000	
			CCTV System at Public Health Building	8,000	
			C&T Router (includes 3 years of SmartNet)	7,000	
			Amer Fence-Liberty Tower	5,500	
			Touch Screens Planned Rep	4,050	
			Ca12 CDs Planned Replacement	3,000	
			Block Heater & Battery Charger - LBTY	2,000	

Outlay Items Included in the 2022 Proposed Budget

Fund Number	Activity Number	Activity Area	Outlay Item	2022 Amount	2022 Total
*	25000	Emergency Management			0
*	25100	Emergency Mgt - NUKE	Outlay for truck replacement in about 10 years	4,000	4,000
*	25300	Emergency Mgt - EPCRA			0
*	25400	Emergency Mgt - HAZMAT	Reimburse Appleton Fire Dept for Hazmat Grant Equipment	7,500	7,500
*	27000	Corrections			0
*	35100	Airport	Tractor	40,000	76,300
			Awnings and Cameras	9,100	
			Lighting Project per BL	27,200	
*	52000	Parks	Playground Equipment for Cato Falls Park - East	37,500	186,125
			3/4 Ton Pick Up	35,000	
			Asphalt Pigeon Lake Landing	25,000	
			Utility Gator	15,500	
			Picnic Tables	10,125	
			Ash Tree Removal	7,500	
			Zero Turn Mower Replacements	7,500	
			Buildings Maintenance - Misc.	2,000	
			CDBG Park Projects per JJ	46,000	
*	54400	Parks - Snowmobile Trails		0	0
*	63000	Planning and Zoning	7/8 Passenger Van	35,000	55,000
			Transcendent	3,000	
			Surveyor Equipment Warranty	3,500	
			Surveyor Autocad Civel 3D	2,500	
			Surveyor Field Supplies	5,000	
			Septic Inspector Laptop	2,500	
			Property Lister Laptop	2,500	
			Software For Laptops	1,000	
		General Fund Total			**1,709,175**
		Solid Waste Recycling SRF			
*	36300	Recycling Operation	Asphalt (1 of 2)	50,000	58,000
			Loading Dock (West Bay Shipping Floor)	8,000	
		Solid Waste Recycling SRF Total			**58,000**
		Aging SRF		0	
*	46100	ADRC			
					0
		Aging SRF Total			0
		Expo SRF			
*	54615	Ice Center	HVAC Motors (spares)	2,000	12,500
			Kaivac Machine	2,500	
			Mezzanine Flooring	8,000	
*	54620	Expo Maint & Improvements	Scag Riding Lawnmower	15,000	185,000
			MCIC MAU & Ductwork	40,000	
			Animal Pens-Horse Barns	25,000	
			Small Animal Building Lighting	5,000	
			Asphalt-Site Work	85,000	
			Security Gates-North & East Entrances	15,000	
		Expo SRF Total			**197,500**
		Jail Assessment Fee CPF			
*	72700	Jail Assessment Fee CPF			
					0
		Jail Assessment Fee CPF Total			0
		Information Systems			
*	14500	Information Systems	Chairs,Chair Mats, Office Equipment, Etc	750	6,750
			Staff PC's - Est	3,500	
			Misc	2,500	
		Information Systems Total			6,750
	45058	**Human Services**	Replacement Office Furniture	0	0
		Grand Total			**1,971,425**

THIS PAGE LEFT BLANK INTENTIONALLY

MANITOWOC COUNTY, WISCONSIN
All Funds and Account Group
Combined Statement of Outstanding Long-term Obligations
Estimated - 12/31/2022

	Issue Date	Interest Rate	Maturity Date	Original Principal		Balance Outstanding
LONG-TERM OBLIGATIONS ACCOUNT GROUP						
2012 Taxable Refunding Issue Refinances the callable portion of the 2003 Issue Robert W. Baird & Co. Inc.	5/8/12	2.55%	4/1/23	$3,785,000		$485,000
2017 General Obligation Refunding Bond Financed UW Manitowoc Remodeling, MAC Remodel, Recycling Equip., Etal. And partial 2007 Recall	8/18/17	2.95%	11/1/36	$9,995,000		$7,260,000
2019 General Obligation Refunding (CR) Refinances funds borrowed for County R Bridge and Road project and Recycling Center Equip.	9/23/19	2.22%	11/1/36	$6,065,000		$5,965,000
2020 General Obligation Promissory Notes Refinances funds borrowed for County R Bridge and Road project and Recycling Center Equip.	1/7/20	1.94%	1/1/30	$9,785,000		$8,185,000
2020 General Obligation Promissory Notes Refinances funds borrowed for County R Bridge and Road project and Recycling Center Equip.	7/1/21	1.09%	7/1/26	$1,000,000		$875,000
Total Long-term Debt				42,755,000		22,770,000
Other Post Employment Benefits / Vested Employee Compensated Absences						$594,515
Total Long-term Obligations Account Group						23,364,515
PROPRIETARY FUNDS (split with long-term obligations account group)						
Other Post Employment Benefits / Vested Employee Compensated Absences						$32,654
Total Proprietary Funds						$32,654

Manitowoc County

Existing General Obligation Debt Service Payments

	Issue: 1					Issue: 2					Issue: 3				
	Amount: $3,785,000					Amount: $9,995,000					Amount: $6,065,000				
	Type: Taxable General Obligation Refunding Bonds (AR)					Type: General Obligation Refunding Bonds (CR)					Type: General Obligation Refunding Bonds (CR)				
	Dated: May 8, 2012					Dated: August 18, 2017					Dated: September 23, 2019				
	Callable:	***'23-'23 Callable 4/1/21 @ Par***				***Callable:***	***'27-'36 Callable 11/1/26 @ Par***				***Callable:***	***'30-'36 Callable 11/1/29 @ Par***			
PAYMENT PERIOD	PRINCIPAL *(4/1)*	RATE	CUSIP 563554	INTEREST *(4/1 & 10/1)*	TOTAL	PRINCIPAL *(11/1)* *(& 5/1/2022)*	RATE	CUSIP 563554	INTEREST *(5/1 & 11/1)*	TOTAL	PRINCIPAL *(11/1)*	RATE	CUSIP 563554	INTEREST *(5/1 & 11/1)*	TOTAL
Jan-June 2022		2.950%	ST2	$7,639	$7,639	$450,000	3.000%	TA2	$117,600	$567,600				$99,625	$99,625
July-Dec 2022				$7,639	$7,639				$110,850	$110,850	$100,000	3.000%	TU8	$99,625	$199,625
Jan-June 2023	**$485,000**	3.150%	SU9	$7,639	$492,639				$110,850	$110,850				$98,125	$98,125
July-Dec 2023						$280,000	3.000%	TB0	$110,850	$390,850	$300,000	3.000%	TV6	$98,125	$398,125
Jan-June 2024									$106,650	$106,650				$93,625	$93,625
July-Dec 2024						$445,000	3.000%	TC8	$106,650	$551,650	$310,000	3.000%	TW4	$93,625	$403,625
Jan-June 2025									$99,975	$99,975				$88,975	$88,975
July-Dec 2025						$460,000	3.000%	TD6	$99,975	$559,975	$320,000	4.000%	TX2	$88,975	$408,975
Jan-June 2026									$93,075	$93,075				$82,575	$82,575
July-Dec 2026						$475,000	3.000%	TE4	$93,075	$568,075	$330,000	4.000%	TY0	$82,575	$412,575
Jan-June 2027									$85,950	$85,950				$75,975	$75,975
July-Dec 2027						**$490,000**	3.000%	TF1	$85,950	$575,950	$345,000	4.000%	TZ7	$75,975	$420,975
Jan-June 2028									$78,600	$78,600				$69,075	$69,075
July-Dec 2028						**$500,000**	3.000%	TG9	$78,600	$578,600	$360,000	4.000%	UA0	$69,075	$429,075
Jan-June 2029									$71,100	$71,100				$61,875	$61,875
July-Dec 2029						**$520,000**	3.000%	TH7	$71,100	$591,100	$375,000	4.000%	UB8	$61,875	$436,875
Jan-June 2030									$63,300	$63,300				$54,375	$54,375
July-Dec 2030						**$535,000**	3.000%	TJ3	$63,300	$598,300	**$390,000**	3.000%	UC6	$54,375	$444,375
Jan-June 2031									$55,275	$55,275				$48,525	$48,525
July-Dec 2031						**$550,000**	3.000%		$55,275	$605,275	**$1,040,000**	3.000%	UD4	$48,525	$1,088,525
Jan-June 2032									$47,025	$47,025				$32,925	$32,925
July-Dec 2032						**$565,000**	3.000%	TK0	$47,025	$612,025	**$415,000**	3.000%	UE2	$32,925	$447,925
Jan-June 2033									$38,550	$38,550				$26,700	$26,700
July-Dec 2033						**$580,000**	3.000%	TL8	$38,550	$618,550	**$425,000**	3.000%	UF9	$26,700	$451,700
Jan-June 2034									$29,850	$29,850				$20,325	$20,325
July-Dec 2034						**$600,000**	3.125%	TM6	$29,850	$629,850	**$440,000**	3.000%	UG7	$20,325	$460,325
Jan-June 2035									$20,475	$20,475				$13,725	$13,725
July-Dec 2035						**$620,000**	3.250%	TN4	$20,475	$640,475	**$450,000**	3.000%	UH5	$13,725	$463,725
Jan-June 2036									$10,400	$10,400				$6,975	$6,975
July-Dec 2036						**$640,000**	3.250%	TP9	$10,400	$650,400	**$465,000**	3.000%	UJ1	$6,975	$471,975
TOTAL	$485,000			$22,916	$507,916	$7,710,000			$2,050,600	$9,760,600	$6,065,000			$1,746,800	$7,811,800
	$485,000	Callable Maturities				**$5,600,000**	Callable Maturities				**$3,625,000**	Callable Maturities			
	Paying Agent: Associated Trust					Paying Agent: Associated Trust					Paying Agent: Associated Trust				
	Notes: AR of 2003 Bonds					Notes: CR of 2007 Bonds, 2017 NANs					Notes: CR of 2019 NANs				
	2022 prepaid 4/16/2021					Term 2031-32									

PMA™ SECURITIES

Manitowoc County

Existing General Obligation Debt Service Payments

		Issue:	4				Issue:	5		
		Amount:	$9,785,000				Amount:	$1,000,000		
		Type:	General Obligation Promissory Notes (CR)				Type:	General Obligation Promissory Note		
		Dated:	January 7, 2020				Dated:	July 1, 2021		
		Callable:	***'29-'30 Callable 4/1/28 @ Par***				***Callable:***	***Anytime***		
PAYMENT PERIOD		PRINCIPAL *(4/1)* *(& 1/1/2030)*	RATE	CUSIP 563554	INTEREST *(4/1 & 10/1)* *(& 1/1/2030)*	TOTAL	PRINCIPAL *(7/1)*	RATE	INTEREST *(1/1 & 7/1)*	TOTAL
Jan-June	2022	$875,000	3.000%	UL6	$155,775	$1,030,775			$5,450	$5,450
July-Dec	2022				$142,650	$142,650	**$125,000**	1.090%	$5,450	$130,450
Jan-June	2023	$895,000	3.000%	UM4	$142,650	$1,037,650			$4,769	$4,769
July-Dec	2023				$129,225	$129,225	**$150,000**	1.090%	$4,769	$154,769
Jan-June	2024	$930,000	4.000%	UN2	$129,225	$1,059,225			$3,951	$3,951
July-Dec	2024				$110,625	$110,625	**$200,000**	1.090%	$3,951	$203,951
Jan-June	2025	$965,000	4.000%	UP7	$110,625	$1,075,625			$2,861	$2,861
July-Dec	2025				$91,325	$91,325	**$250,000**	1.090%	$2,861	$252,861
Jan-June	2026	$1,005,000	4.000%	UQ5	$91,325	$1,096,325			$1,499	$1,499
July-Dec	2026				$71,225	$71,225	**$275,000**	1.090%	$1,499	$276,499
Jan-June	2027	$1,040,000	3.000%	UR3	$71,225	$1,111,225				
July-Dec	2027				$55,625	$55,625				
Jan-June	2028	$1,075,000	4.000%	US1	$55,625	$1,130,625				
July-Dec	2028				$34,125	$34,125				
Jan-June	2029	**$1,115,000**	3.000%	UT9	$34,125	$1,149,125				
July-Dec	2029				$17,400	$17,400				
Jan-June	2030	**$1,160,000**	3.000%	UU6	$8,700	$1,168,700				
July-Dec	2030									
Jan-June	2031									
July-Dec	2031									
Jan-June	2032									
July-Dec	2032									
Jan-June	2033									
July-Dec	2033									
Jan-June	2034									
July-Dec	2034									
Jan-June	2035									
July-Dec	2035									
Jan-June	2036									
July-Dec	2036									
TOTAL		$9,060,000			$1,451,475	$10,511,475	$1,000,000		$37,060	$1,037,060
		$2,275,000	Callable Maturities				**$1,000,000**	Callable Maturities		
		Paying Agent:	Associated Trust				Paying Agent:	County		
		Notes:	CR of 2010 BABs				Notes:	Purchased by / Due to US Bank		

PMA™ SECURITIES

Manitowoc County

Existing General Obligation Debt Service Payments

		TOTAL G.O. DEBT SERVICE			ANNUAL TOTALS				
PAYMENT PERIOD		PRINCIPAL	INTEREST	TOTAL	**FALL LEVY YEAR**	**PAYMENT DUE YEAR**	PRINCIPAL	INTEREST	TOTAL D/S
Jan-June	2022	$1,325,000	$386,089	$1,711,089					
July-Dec	2022	$225,000	$366,214	$591,214	2021	2022	$1,550,000	$752,303	$2,302,303
Jan-June	2023	$1,380,000	$364,033	$1,744,033					
July-Dec	2023	$730,000	$342,969	$1,072,969	2022	2023	$2,110,000	$707,001	$2,817,001
Jan-June	2024	$930,000	$333,451	$1,263,451					
July-Dec	2024	$955,000	$314,851	$1,269,851	2023	2024	$1,885,000	$648,303	$2,533,303
Jan-June	2025	$965,000	$302,436	$1,267,436					
July-Dec	2025	$1,030,000	$283,136	$1,313,136	2024	2025	$1,995,000	$585,573	$2,580,573
Jan-June	2026	$1,005,000	$268,474	$1,273,474					
July-Dec	2026	$1,080,000	$248,374	$1,328,374	2025	2026	$2,085,000	$516,848	$2,601,848
Jan-June	2027	$1,040,000	$233,150	$1,273,150					
July-Dec	2027	$835,000	$217,550	$1,052,550	2026	2027	$1,875,000	$450,700	$2,325,700
Jan-June	2028	$1,075,000	$203,300	$1,278,300					
July-Dec	2028	$860,000	$181,800	$1,041,800	2027	2028	$1,935,000	$385,100	$2,320,100
Jan-June	2029	$1,115,000	$167,100	$1,282,100					
July-Dec	2029	$895,000	$150,375	$1,045,375	2028	2029	$2,010,000	$317,475	$2,327,475
Jan-June	2030	$1,160,000	$126,375	$1,286,375					
July-Dec	2030	$925,000	$117,675	$1,042,675	2029	2030	$2,085,000	$244,050	$2,329,050
Jan-June	2031	-	$103,800	$103,800					
July-Dec	2031	$1,590,000	$103,800	$1,693,800	2030	2031	$1,590,000	$207,600	$1,797,600
Jan-June	2032	-	$79,950	$79,950					
July-Dec	2032	$980,000	$79,950	$1,059,950	2031	2032	$980,000	$159,900	$1,139,900
Jan-June	2033	-	$65,250	$65,250					
July-Dec	2033	$1,005,000	$65,250	$1,070,250	2032	2033	$1,005,000	$130,500	$1,135,500
Jan-June	2034	-	$50,175	$50,175					
July-Dec	2034	$1,040,000	$50,175	$1,090,175	2033	2034	$1,040,000	$100,350	$1,140,350
Jan-June	2035	-	$34,200	$34,200					
July-Dec	2035	$1,070,000	$34,200	$1,104,200	2034	2035	$1,070,000	$68,400	$1,138,400
Jan-June	2036	-	$17,375	$17,375					
July-Dec	2036	$1,105,000	$17,375	$1,122,375	2035	2036	$1,105,000	$34,750	$1,139,750
TOTAL		$24,320,000	$5,308,851	$29,628,851			$24,320,000	$5,308,851	$29,628,851

PMA™ SECURITIES

Borrowing History for Projects since 2006 - Principal Amounts

Year	Projects	Bonding	Payments	12/31/XX Outstanding Principal Balance
	Outstanding Principal Balance 1/1/2006			**$27,943,270**
2006	During 2006 we paid off		$2,373,270	$25,570,000
2007	During 2007 we paid off		$2,035,000	$23,535,000
2008	During 2008 we paid off		$2,435,000	$21,100,000
2009/2010	Issued Build America Bonds as permanent financing for our Communications Project, which included all new Joint Dispatch Radio and Communications Equipment, Towers/antenas, and included construction of the new C&T Building.	**$15,740,000**	$5,205,000	$31,635,000
2011	During 2011 we paid off		$2,760,000	$28,875,000
2012	During 2012 we paid off		$1,645,000	$27,230,000
2013	Issued a General Obligation Note for the purchase and remodeling of our New Heatlh Department Building.	**$1,900,000**	$1,935,000	$27,195,000
2014	During 2014 we paid off		$1,995,000	$25,200,000
2015	During 2015 we paid off		$2,790,000	$22,410,000
2016	During 2016 we paid off		$2,045,000	$20,365,000
2017	Note Anticipation Note - For MAC Building Remodel, U.W. Manitowoc Remodel, Sheriff body Scanner, Enterprise Software Financial, Recycling Center Equipment. Will be converting this temporary financing to permanent financing approximately July of this year.	**$7,110,000**	$1,945,000	**$25,530,000**
2018	Bond/Note for the following: CCTV System Servers & Storage Units Jail $350,000 Road Construction Projects HWY SRF $1,350,000 Required Bond Amount reduced $200,000	**$1,500,000**	$1,920,000	**$25,110,000**
2019	Bond/Note for the following: (Payment includes Pricipal Reduction in refinancing this issue) Highway Projects (Bridge $5,390,000 Roads $820,000 = $6,210,000) Recycling Machinery and Equipment $292,500 & Financing costs	**$6,505,000**	$2,950,000	**$28,665,000**
2020	Borrowed for Highway Road Resurfacing Projects	**$1,275,000**	$4,515,000	**$26,030,000**
2021	Borrowed for Highway Road Resurfacing Projects	**$1,000,000**	$2,710,000	**$24,320,000**
2022	No Borrowing Planned	**$0**	$2,085,000	**$22,235,000**
2023	Borrowing for Highway Road Resurfacing Projects	$2,500,000	$2,110,000	$22,625,000

Updated September 16, 2022

Manitowoc County, Wisconsin
Proposed Expenses Revenues & Tax Levy by Department
Proposed 2023 Budget with 2022 and 2021 Levies Shown for Comparison Purposes

	Budgeted 2023 Expenses	Budgeted 2023 Revenues	2022 Fund Balance (Applied) (In) Retained Out	Proposed 2022 Levy for **2023 Budget**	Adopted 2022	Adopted 2021
Aging Resources - ADRC	$3,310,887.00	$3,284,887.00	$0.00	$26,000.00	$25,000.00	$25,000.00
Airport	$413,467.00	$157,562.00	$0.00	$255,905.00	$255,659.00	$202,524.00
Child Support	$1,046,187.00	$925,000.00	$0.00	$121,187.00	$118,991.00	$75,092.00
Clerk of Court	$1,636,647.99	$864,284.00	$0.00	$772,363.99	$741,791.00	$672,217.00
Comptroller	$875,749.00	$0.00	$0.00	$875,749.00	$804,119.00	$869,283.00
Coroner	$348,955.00	$68,000.00	$0.00	$280,955.00	$244,931.00	$240,203.00
Corporation Counsel	$489,473.97	$0.00	$0.00	$489,473.97	$466,253.00	$451,094.00
County Board	$158,486.00	$0.00	$0.00	$158,486.00	$148,315.00	$150,690.00
County Clerk	$487,959.75	$21,200.00	$0.00	$466,759.75	$452,730.00	$416,253.00
District Attorney	$535,313.00	$34,700.00	$0.00	$500,613.00	$487,844.00	$382,815.00
Emergency Management	$478,330.00	$347,123.00	$0.00	$131,207.00	$95,114.00	$104,498.00
Executive	$142,389.00	$0.00	$0.00	$142,389.00	$131,248.00	$130,556.00
Family Court Commissioner	$282,404.00	$181,298.00	$0.00	$101,106.00	$65,076.00	$43,507.00
Health Department	$1,841,435.60	$1,153,316.00	$0.00	$688,119.60	$539,075.00	$913,582.00
Highway Department	$12,090,746.42	$5,147,763.21	($2,500,000.00)	$4,442,983.21	$4,213,592.00	$2,710,837.00
Highway Bridge Aid Petitions	$135,933.00	$0.00	$0.00	$135,933.00	$338,983.00	$225,485.00
Human Services Department	$27,953,135.47	$21,257,774.00	($902,632.00)	$5,792,729.47	$6,302,730.00	$6,705,870.00
Information Systems	$2,710,559.00	$2,710,559.00	$0.00	$0.00	$0.00	$0.00
Joint Dispatch Center	$1,950,671.85	$0.00	$0.00	$1,950,671.85	$1,888,403.00	$1,744,611.00
Communications Activity	$1,076,423.00	$7,404.00	$0.00	$1,069,019.00	$998,797.00	$984,073.00
Personnel	$311,331.00	$0.00	$0.00	$311,331.00	$322,814.00	$318,535.00
Planning & Zoning	$1,326,776.00	$609,024.00	$0.00	$717,752.00	$663,204.00	$629,698.00
Parks	$582,595.00	$235,000.00	$0.00	$347,595.00	$217,405.00	$278,229.00
Public Works	$3,665,545.00	$243,490.00	$0.00	$3,422,055.00	$2,445,419.00	$2,326,806.00
Register in Probate	$357,052.00	$82,500.00	$0.00	$274,552.00	$267,972.00	$257,734.00
Register of Deeds	$330,268.00	$656,600.00	$0.00	($326,332.00)	($279,503.00)	($249,549.00)
Sheriff's Department	$13,964,874.83	$1,312,115.00	$0.00	$12,652,759.83	$11,575,877.00	$11,132,632.00
Soil & Water	$745,685.00	$366,319.00	$0.00	$379,366.00	$346,980.00	$331,606.00
Treasurer	$264,226.00	$892,225.00	$0.00	($627,999.00)	($207,497.00)	($556,128.00)
UW-Extension	$290,151.00	$0.00	$0.00	$290,151.00	$256,733.00	$253,500.00
Veterans	$320,449.00	$14,300.00	$0.00	$306,149.00	$286,700.00	$263,412.00
Non-Department	$345.00	$5,603,351.00	($2,505,000.00)	($8,108,006.00)	($6,982,532.00)	($5,529,301.00)
Library	$936,497.00	$0.00	$0.00	$936,497.00	$949,265.00	$904,185.00
Debt Service Fund	$2,822,002.00	$0.00	$0.00	$2,822,002.00	$2,307,303.00	$3,088,665.00
Expo	$1,153,947.00	$717,725.00	($436,222.00)	$0.00	$0.00	$0.00
Recycling	$1,097,394.00	$557,408.00	$0.00	$539,986.00	$542,089.00	$542,089.00
Solid Waste Disposal	$1,367,000.00	$1,357,000.00	$0.00	$10,000.00	$10,000.00	$10,000.00
Solid Waste Disposal GF	$157,332.00	$62,700.00	$0.00	$94,632.00	$92,195.00	$85,978.00
Board of Adj	$30,041.00	$15,000.00	$0.00	$15,041.00	$9,640.89	$4,642.00
Capital Project Funds	$0.00	$0.00	$0.00	$0.00	$0.00	$0.00
Illegal Real Estate Tax Chg. Bk.	$0.00	$0.00	$0.00	$0.00	$1,257.52	$3,050.41
Total All Expenditures	$87,688,663.88	$48,885,627.21	($6,343,854.00)	$32,459,182.67	$31,143,973.41	$31,143,973.41
				2022 Levy	2021 Levy	2020 Levy

2023 Proposed Budget Summary by Fund

Manitowoc County, WI
Budget Summary by Fund - 2023 Proposed

	Budgeted Funds													
	General Fund	Human Services	Hwy Roads & Bridges SRF	Waste Recycling	Waste Disposal	Aging Resources	Soil & Water	Expo Fund	Debt Service	Capital Projects	Info Systems	Highway ISF	Illegal Realestate Tax	Grand Total
REVENUES BY FUNCTION														
Property Tax	18,310,183	5,792,729	4,578,916	539,986	10,000	26,000	379,366	0	2,822,002	0	0	0	0	32,459,183
Other Taxes and Assessments	393,125	0	0	0	0	0	0	0	0	0	0	0		393,125
Intergovernmental Grants & Aids	8,489,079	12,925,176	1,800,000	0	0	2,121,103	359,819	8,000	0	0	0	0		25,703,177
Licenses and Permits	385,784	0	0	0	0	0	4,000	0	0	0	0	0		389,784
Fines, Forfeitures, Penalties	273,100	40,000	0	0	0	0	0	0	0	0	0	0		313,100
Public Charges For Services	2,567,014	3,189,382	0	531,556	0	716,000	0	709,725	0	0	0	98,541		7,812,218
Intergovernmental Charges for Services	568,690	5,102,000	0	0	1,357,000	92,500	0	0	0	0	2,710,559	2,933,590		12,764,339
Other Revenue	809,400	1,216	0	25,852	0	355,284	2,500	0	0	0	0	315,632		1,509,884
Total Revenues	31,796,375	27,050,503	6,378,916	1,097,394	1,367,000	3,310,887	745,685	717,725	2,822,002	0	2,710,559	3,347,763	0.00	81,344,810
EXPENDITURES BY CLASSIFICATION														
General Government	10,093,708										2,710,559			12,804,267
Public Safety	17,470,300													17,470,300
Public Works	570,799		8,878,916	1,097,394	1,367,000							3,347,763		15,261,872
Health And Human Services	3,208,072	27,953,135				3,310,887								34,472,094
Culture, Recreation And Education	1,806,363							1,153,947						2,960,310
Conservation And Development	1,152,134						745,685							1,897,819
Capital Projects										0				0
Debt Service									2,822,002					2,822,002
Contingency	0													0
Total Expenditures / Expenses	34,301,375	27,953,135	8,878,916	1,097,394	1,367,000	3,310,887	745,685	1,153,947	2,822,002	0	2,710,559	3,347,763	0.00	87,688,664
EXPENDITURES BY OBJECT														
Personal Services	22,347,006	14,590,309	0	89,256	0	1,898,115	475,529	204,452			704,661	4,346,828		44,656,157
Contractual Services	6,856,983	11,238,804	526,925	890,975	1,367,000	1,122,083	61,392	425,680	0	0	1,612,858	2,408,859		26,511,559
Supplies (Operation & Maintenance)	2,096,583	503,772	8,351,991	59,210	0	165,277	28,683	64,145	0	0	29,495	(4,388,371)		6,910,785
Fixed Charges	415,003	128,617	0	2,953	0	34,723	5,356	14,670	0	0	348,593	980,447		1,930,362
Capital Outlay	2,585,800	3,000	0	55,000	0	90,689	6,800	445,000	0	0	13,250	0		3,199,539
Contingency	0	0	0	0	0	0	0	0	0	0	0	0		0
Debt Service	0	0	0	0	0	0	0	0	2,822,002	0	0	0		2,822,002
Other (Grants, Contributions)	0	1,488,633	0	0	0	0	167,925	0	0	0	1,702			1,658,260
Total Expenditures / Expenses	34,301,375	27,953,135	8,878,916	1,097,394	1,367,000	3,310,887	745,685	1,153,947	2,822,002	0	2,710,559	3,347,763	0.00	87,688,664

MANITOWOC COUNTY HIGHWAY COMMISSION
TENTATIVE FIVE-YEAR CONSTRUCTION SCHEDULE
2023– 2027

2023 PAVING PROJECTS & BRIDGE REPLACEMENTS

CTH "B" from Samz Road to Pit Road (1.3 MILES)
CTH "R" from CTH K to 147 (4 MILES) (LRIP FUNDING)
CTH "Q" from STH 147 to CTH BB (4.3 MILES)
CTH "W" from Taus Road to Brown County Line (3.1 MILES) (STP FUNDING)
CTH "J" from Pichel Road to US 151 (2.4 MILES)
CTH "XX" Union Road to CTH DL. (1.5 MILES)
CTH "C" from CTH J to St. Nazianz (1.6 MILES)
18.2 miles

2024 PAVING PROJECTS & BRIDGE REPLACEMENTS

CTH "R" from Waldo Blvd. to CTH P (1.4 MILES) (BIL APPLIED FOR) (STP-CHI-D/CHI-S)
CTH "T" from US 10 to Reifs Mills Road (2.5 MILES)
CTH "V" from Mishicot Village limits to STH 42 (3.2 MILES)
CTH "VV" from CTH B to STH 147 (2.5 MILES)
CTH "CL" from 26th Street to 10th Street (1 MILE)
CTH "Z" from Redwood Lane to Keehan Rd. (2.3 MILES)
CTH "Z" from Keehan Road to NN (1.8 MILES)
CTH "NN" from CTH K to CTH Z (4.2 MILES)
18.9 miles

2025 PAVING PROJECTS & BRIDGE REPLACEMENTS

CTH "B" from Pit Road to CTH BB (5.7 MILES) (BIL APPLIED FOR)
CTH "Q" Kingsbridge to STH 147 (4 MILES)
CTH "Q" from STH 310 to Kingsbridge (4 MILES)
CTH "R" from CTH P to STH 310 (1.5 MILES)
CTH "Y" from CTH R to CTH Q (2.7 MILES)
CTH "CR from CTH U to CTH C. (1.1 MILES)
19.0 miles

2026 PAVING PROJECTS & BRIDGE REPLACEMENTS

CTH "XX" from US 67 to CTH M (7.1 MILES) (BIL APPLIED FOR)
CTH "LS" Whitetail Lane to Center Road (2.2 MILES)
CTH "XX" Union to STH 42 (2.5 MILES)
CTH "XX" Center Road to North Ave. (1.3 MILES)
CTH "G" US 10 to Taus Road (3.0 MILES)
CTH "T" Kellnersville North Village limits to south Village limits (0.7 MILES)
CTH "V"CTH R to I-43 (0.5 MILES)
17.3 miles

2027 PAVING PROJECTS & BRIDGE REPLACEMENTS

CTH "JJ" CTH W to County Line (4.5 MILES) (BIL APPLIED FOR)
CTH "R" STH 147 to CTH BB (3.8 MILES)
CTH "JJ" CTH J to CTH W (5 MILES)
CTH "B" STH 310 to Shoto (1.8 MILES)
CTH "J" CTH C to Hillcreek Road (2 MILES)
CTH "J" STH 151 to Valders Village Limits (1 MILE)
18.1 miles

THIS PAGE LEFT BLANK INTENTIONALLY

Manitowoc County, WI

HIGHWAY ROADS AND BRIDGES SPECIAL REVENUE FUND

	Experience 2016	Experience 2017	Experience 2018	Experience 2019	Experience 2020	Experience 2021	Estimated Experience 2022	Budget Proposed 2023
REVENUE:								
Property Taxes	2,573,912	2,546,560	1,960,302	1,954,500	2,379,811	2,710,837	4,213,592	4,442,983
Bridge Aid Prop Taxes	170,170	110,627	270,917	279,428	250,587	225,485	338,935	135,933
Total Property Taxes	2,744,082	2,657,187	2,231,219	2,233,928	2,630,398	2,936,322	4,552,527	4,578,916
Intergovern Grants & Aids								
State Transportation Aid	1,127,410	1,088,103	1,251,319	1,254,320	1,425,359	1,623,899	1,719,328	1,800,000
State Project Aid	0	0	0	0	0	0	0	0
Other State Aid	0	0	0	0	0	0	0	0
Intergovern Grants & Aids	1,127,410	1,088,103	1,251,319	1,254,320	1,425,359	1,623,899	1,719,328	1,800,000
Total Revenues	3,871,491	3,745,290	3,482,538	3,488,248	4,055,757	4,560,221	6,271,855	6,378,916
EXPENDITURES:								
Public Works								
County Road Maintenance	**1,591,829**	**1,639,437**	**1,736,507**	**1,675,323**	**1,950,044**	**2,172,567**	**1,795,500**	**2,353,564**
County Road/Brdg Construction	**1,359,123**	**1,012,753**	**2,489,857**	**6,521,865**	**2,368,834**	**2,335,461**	**3,138,420**	**5,359,419**
County Winter Snow Removal	1,044,397	937,714	972,501	1,292,060	721,140	795,457	900,000	1,030,000
Town Bridge Aid	170,170	110,627	270,917	279,428	250,587	225,485	338,900	135,933
Total Expenditures	4,165,519	3,700,530	5,469,782	9,768,675	5,290,606	5,528,969	6,172,820	8,878,916

WISLER Rating Year	1 to 2	3 to 4	5 to 6	7 to 8	9 to 10
2019	0.20%	42.89%	28.48%	23.13%	5.30%
2021	0.20%	35.03%	24.24%	30.96%	9.57%
2022	0.20%	29.74%	23.39%	33.04%	13.64%

Based on 281.01 miles of rated roadways

1-2	3-4	5-6	7-8	9-10

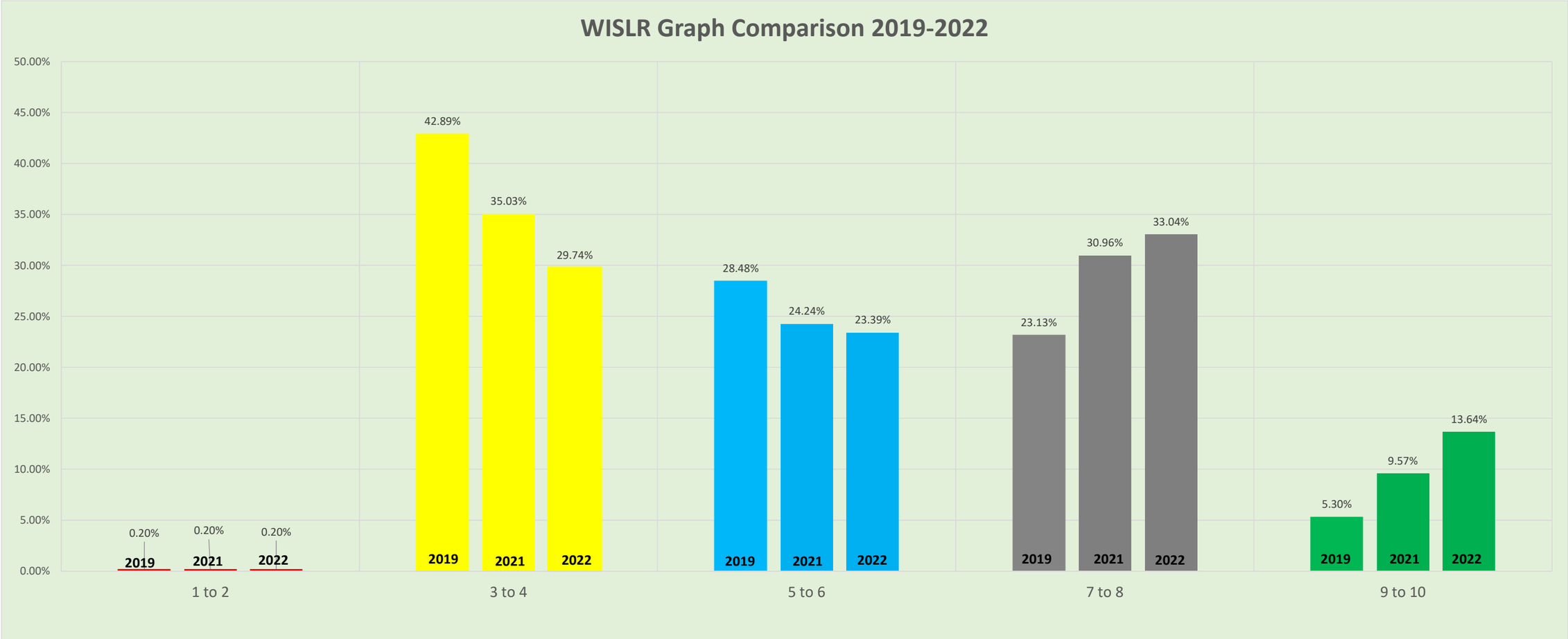

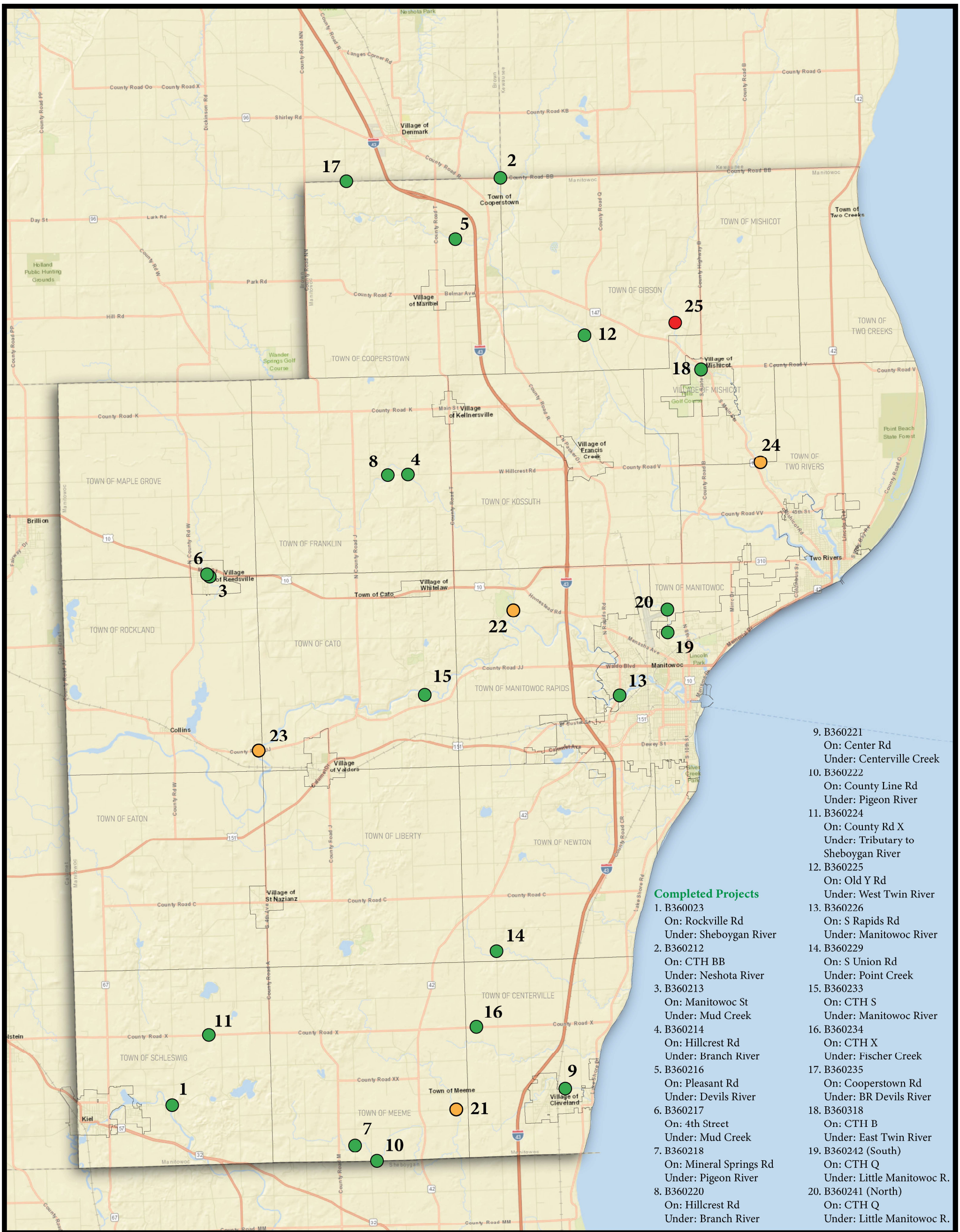

Completed Projects

1. B360023
   On: Rockville Rd
   Under: Sheboygan River
2. B360212
   On: CTH BB
   Under: Neshota River
3. B360213
   On: Manitowoc St
   Under: Mud Creek
4. B360214
   On: Hillcrest Rd
   Under: Branch River
5. B360216
   On: Pleasant Rd
   Under: Devils River
6. B360217
   On: 4th Street
   Under: Mud Creek
7. B360218
   On: Mineral Springs Rd
   Under: Pigeon River
8. B360220
   On: Hillcrest Rd
   Under: Branch River
9. B360221
   On: Center Rd
   Under: Centerville Creek
10. B360222
    On: County Line Rd
    Under: Pigeon River
11. B360224
    On: County Rd X
    Under: Tributary to Sheboygan River
12. B360225
    On: Old Y Rd
    Under: West Twin River
13. B360226
    On: S Rapids Rd
    Under: Manitowoc River
14. B360229
    On: S Union Rd
    Under: Point Creek
15. B360233
    On: CTH S
    Under: Manitowoc River
16. B360234
    On: CTH X
    Under: Fischer Creek
17. B360235
    On: Cooperstown Rd
    Under: BR Devils River
18. B360318
    On: CTH B
    Under: East Twin River
19. B360242 (South)
    On: CTH Q
    Under: Little Manitowoc R.
20. B360241 (North)
    On: CTH Q
    Under: Little Manitowoc R.

Bridge Projects

Manitowoc County Highway Department

- *Completed (2015 - 2022)*
- *Currently Under Construction*
- *Future Project*

N W E S

0 1.25 2.5 5

Miles

Under Construction

21. B360219
    On: W Washington Rd
    Under: Meeme River
22. B360240
    On: N Union Rd
    Under: Branch River
23. B360247
    On: CTH JJ
    Under: Manitowoc River
24. B360250
    On: East Hillcrest
    Under: East Twin River

Future Project

25. P36087
    On: Rockledge Rd
    Under: East Twin River

MANITOWOC COUNTY WI

BAY LAKE Regional Planning Commission | Since 1972

Map Date: 9/12/2022
Sources: Manitowoc County, 2022; Bay-Lake RPC, 2022.

Disclaimer: This map is neither a legally recorded map nor a survey and is not intended to be used as one. This drawing is a compilation of records, information, and data used for reference purposes only. Bay-Lake RPC is not responsible for any inaccuracies herein contained.

2022

1. CTH C (4.8 Miles)
   CTH J to STH 42
2. CTH JJ Bridge (~575 Feet)
3. CTH O (4.2 Miles)
   CTH V to Viceroy
4. CTH Q Bridge (~400 Feet)
5. CTH R (2.8 Miles)
   CTH K to Hemlock Rd
6. CTH V (2.6 Miles)
   CTH O to STH 42
7. CTH X (1.5 Miles)
   CTH A to CTH M

2023

8. CTH B (1 Mile)
   Samz Rd to Pit Rd
9. CTH C (1.6 Miles)
   CTH J to St. Nazianz
10. CTH J (2 Miles)
    Piechel Rd to US 151
11. CTH Q (4 Miles)
    STH 147 to CTH BB
12. CTH R (4 Miles)
    CTH K to STH 147
13. CTH W (3.1 Miles)
    Taus Rd to Brown Co. Line
14. CTH XX (1.5 Miles)
    Union Rd to CTH DL

2024

15. CTH CL (1 Mile)
    26th St to 10th St
16. CTH R (1.4 Miles)
    Waldo Blvd to CTH P
17. CTH T (2.5 Miles)
    US 10 to Reifs Mills Rd
18. CTH V (3.2 Miles)
    Village Limits to STH 42
19. CTH VV (2.5 Miles)
    CTH B to STH 147
20. CTH XX (3 Miles)
    Union St to STH 42
21. CTH Z (2.3 Miles)
    Redwood St to Keehan Rd

Future Road Projects

Manitowoc County Highway Department

2022 — *2025*
2023 — *2026*
2024 — *2027*

0 1.25 2.5 5
Miles

N W E S

2025

22. CTH RR (1.1 Miles)
    CTH U to CTH C
23. CTH NN (4.2 Miles)
    CTH K to CTH Z
24. CTH Q (4 Miles)
    Kingsbridge to STH 147
25. CTH Q (4 Miles)
    STH 310 to Kingsbridge
26. CTH R (1.5 Miles)
    CTH P to STH 310
27. CTH Y (2.7 Miles)
    CTH R to CTH Q)
28. CTH Z (1.8 Miles)
    Keehan Rd to CTH NN
29. STH B (6 Miles)
    Pit Rd to CTH BB

2026

30. CTH G (3 Miles)
    US 10 to Taus Rd
31. CTH LS (2.2 Miles)
    Birch St to Whitetail Ln
32. CTH T (0.7 Miles)
    Kellnersville N Limits to
    Kellnersville S Limits
33. CTH V (05. Miles)
    CTH R to I-43
34. CTH XX (5.1 Miles)
    US 67 to CTH A
35. CTH XX (1.3 Miles)
    Center Rd to North Ave
36. CTH XX (2 Miles)
    CTH A to CTH M

2027

37. CTH B (1.8 Miles)
    STH 310 to Shoto
38. CTH J (0.8 Miles)
    US 151 to S Valders
    Village Limits
39. CTH J (2 Miles)
    Hill Creek Rd to CTH C
40. CTH JJ (9.6 Miles)
    Calumet Co Limits
    to CTH J
41. CTH R (3.8 Miles)
    STH 147 to CTH BB

MANITOWOC COUNTY WI

BAY LAKE Regional Planning Commission | Since 1972

Map Date: 9/13/2022
Sources: Manitowoc County, 2022;
Bay-Lake RPC, 2022.

Disclaimer: This map is neither a legally recorded map nor a survey and is not intended to be used as one. This drawing is a compilation of records, information, and data used for reference purposes only. Bay-Lake RPC is not responsible for any inaccuracies herein contained.

Capital Projects Report
August 2022

* This list does not include the Recycling Center.

	Planned bond issue	Ongoing 10 Year Plan																	All categories
		2016	2017	2018	2019	2020	2021	2022	2023	2024	2025	2026	2027	2028	2029	2030	2031	2032	2033	
Law Enforcement Center:																				
Replace of HVAC Systems Digital Controls			$ 350,000																$ 150,000	$ 500,000
Replace of CCTV System Servers & Storage Units				$ 350,000								$ 320,000								$ 670,000
Replace of Air Handling Unit #5 & ACC-1 Condenser					$ 160,000															$ 160,000
Replace of 1992 Addition's Roofs						$ 130,000														$ 130,000
Cooling Tower Rebuild		$ 30,000																		$ 30,000
Replace Cylinder for the 1962 Elevator					$ 120,000															$ 120,000
Replace Card Access System								$ 100,000											$ 150,000	$ 250,000
Main Jail Elevator Modernization								$ 127,000												$ 127,000
Replace Hot Water Tanks and Heat Exchanger Bundles																	$ 110,000			$ 110,000
Fire Alarm System Upgrade										$ 150,000										$ 150,000
Replace Chiller																	$ 150,000			$ 150,000
Administration Wing Elevator Modernization											$ 125,000									$ 125,000
Replace Uninterruptible Power Supply											$ 40,000									$ 40,000
Replace CRAC Unit #2									$ 55,000											$ 55,000
Security System Upgrades (Process Logic Controllers)												$ 100,000								$ 100,000
Various Other Projects		$ 30,000	$ 90,000	$ 25,000	$ 45,000	$ 55,000	$ 25,000	$ 67,000												$ 337,000
Law Enforcement Center Total	$ -	$ 60,000	$ 440,000	$ 375,000	$ 325,000	$ 185,000	$ 25,000	$ 294,000	$ 55,000	$ 150,000	$ 165,000	$ 420,000	$ -	$ -	$ -	$ -	$ 260,000	$ -	$ 300,000	$ 3,054,000
Courthouse:																				
Remodel of Courtroom B-15		$ 210,000																		$ 210,000
ADA Remodel of 1st & 2nd Floor Restrooms							$ 489,200													$ 489,200
Elevator Modernization							$ 180,000													$ 180,000
Replace A/C Condensers								$ 125,000												$ 125,000
Exterior Dome, Copper Repairs- Date TBD	$ 20,000,000																			$ 20,000,000
Replace Windows - Building Wide	$ 5,000,000																			$ 5,000,000
Air Handling Unit Replacement - 2nd Floor														$ 200,000						$ 200,000
Fire Alarm System Installation										$ 150,000										$ 150,000
Replace District Heat, Heat Exchanger									$ 40,000											$ 40,000
Replace VAV HVAC Control	$ 2,700,000																			$ 2,700,000
Replace Stair Boiler													$ 90,000							$ 90,000
Various Other Projects		$ 40,000	$ 80,000	$ 65,000	$ 65,000	$ 50,000	$ 50,000	$ 34,000												$ 384,000
Courthouse Total	$ 27,700,000	$ 250,000	$ 80,000	$ 65,000	$ 65,000	$ 50,000	$ 719,200	$ 159,000	$ 40,000	$ 150,000	$ -	$ -	$ 90,000	$ 200,000	$ -	$ -	$ -	$ -	$ -	$ 29,568,200
Human Services Building:																				
OSHA Required Roof Hatch Railings (All Buildings)						$ 40,000														$ 40,000
Replace Boilers (3)		$ 60,000																		$ 60,000
Replace Air Handling Unit #2 and Condenser		$ 120,000																		$ 120,000
ACC #1 and #3		$ 150,000																		$ 150,000
Elevator Modernization							$ 125,000													$ 125,000
Replace HVAC Controls w/ DDC-Phase I															$ 140,000					$ 140,000
Replace HVAC Controls w/ DDC-Phase II																$ 100,000				$ 100,000
Various Other Projects			$ 30,000	$ 50,000	$ 35,000	$ 50,000	$ 40,000	$ 46,000												$ 251,000
Human Services Building Total	$ -	$ 330,000	$ 30,000	$ 50,000	$ 35,000	$ 90,000	$ 165,000	$ 46,000	$ -	$ -	$ -	$ -	$ -	$ -	$ 140,000	$ 100,000	$ -	$ -	$ -	$ 986,000
Office Complex:																				
Water Main					$ 65,000															$ 65,000
Parking Lot Rebuild and Asphalt Maintenance									$ 90,000											$ 90,000
Replace All A/C Condensers														$ 120,000						$ 120,000
Various Other Projects		$ 20,000	$ 40,000	$ 20,000	$ 40,000	$ 25,000	$ 35,000	$ 60,000												$ 240,000
Office Complex Total	$ -	$ 20,000	$ 40,000	$ 20,000	$ 105,000	$ 25,000	$ 35,000	$ 60,000	$ 90,000	$ -	$ -	$ -	$ -	$ 120,000	$ -	$ -	$ -	$ -	$ -	$ 515,000
Public Health Building:																				
Replace Rooftop Air Handling Units and System Controls						$ 100,000														$ 100,000
Elevator Modernization									$ 130,000											$ 130,000
Various Other Projects				$ 10,000	$ 5,000	$ 20,000	$ 15,000	$ 2,000												$ 52,000
Public Health Building Total	$ -	$ -	$ -	$ 10,000	$ 5,000	$ 120,000	$ 15,000	$ 2,000	$ 130,000	$ -	$ -	$ -	$ -	$ -	$ -	$ -	$ -	$ -	$ -	$ 282,000
UW Green Bay-MTWC:																				
1962 Mechanical Systems Updates **				$ 1,500,000																$ 1,500,000
Science Labs Remodeling Project **				$ 3,500,000																$ 3,500,000
Replace Founders Hall ADA Entrance																	$ 60,000			$ 60,000
South Access Road Relocation															$ 100,000					$ 100,000
Replace Hillside Hall Roof													$ 100,000							$ 100,000
Replace Lakeside Hall Roof													$ 100,000							$ 100,000
Replace Lakeside Hall Boilers															$ 80,000					$ 80,000
Hillside Hall Elevator Modernization																		$ 150,000		$ 150,000
Founders Hall Elevator Modernization																		$ 150,000		$ 150,000
Various Other Projects		$ 25,000	$ 35,000	$ 35,000	$ 40,000	$ 40,000	$ 40,000	$ 58,000												$ 273,000
UW Green Bay-MTWC Total	$ -	$ 25,000	$ 35,000	$ 5,035,000	$ 40,000	$ 40,000	$ 40,000	$ 58,000	$ -	$ -	$ -	$ -	$ 200,000	$ -	$ 180,000	$ -	$ 60,000	$ 300,000	$ -	$ 6,013,000
Administration Building:																				
Replace DDC Control									$ 30,000											$ 30,000
Replace Boiler #1													$ 40,000							$ 40,000
Various Other Projects		$ 25,000			$ 20,000	$ 5,000	$ 5,000	$ 8,000												$ 63,000
Administration Building Total	$ -	$ 25,000	$ -	$ -	$ 20,000	$ 5,000	$ 5,000	$ 8,000	$ 30,000	$ -	$ -	$ -	$ 40,000	$ -	$ -	$ -	$ -	$ -	$ -	$ 133,000
Communications and Technology:																				
Replace Boilers																$ 60,000				$ 60,000
Replace AHU Condensors																$ 100,000				$ 100,000
Replace CRAC Units																$ 60,000				$ 60,000
Replace Uninterruptible Power Supply											$ 40,000									$ 40,000
Various Other Projects				$ 15,000	$ 5,000	$ 15,000	$ 5,000	$ 12,000												$ 52,000
Communications and Technology Total	$ -	$ -	$ -	$ 15,000	$ 5,000	$ 15,000	$ 5,000	$ 12,000	$ -	$ -	$ 40,000	$ -	$ -	$ -	$ -	$ 220,000	$ -	$ -	$ -	$ 312,000
Heritage Center:																				
Water/Sewer Main						$ 60,000														$ 60,000
Electric Service/Emergency Generator							$ 80,000													$ 80,000
Elevator Modernization											$ 125,000									$ 125,000
Replace Rooftop Units (2)																			$ 50,000	$ 50,000
Various Other Projects				$ 20,000	$ 10,000	$ 15,000		$ 11,000												$ 56,000
Heritage Center Total	$ -	$ -	$ -	$ 20,000	$ 10,000	$ 75,000	$ 80,000	$ 11,000	$ -	$ -	$ 125,000	$ -	$ -	$ -	$ -	$ -	$ -	$ -	$ 50,000	$ 371,000
Various Other Future Projects									$ 300,000	$ 300,000	$ 300,000	$ 300,000	$ 300,000	$ 300,000	$ 300,000	$ 300,000	$ 300,000	$ 300,000	$ 300,000	$ 3,300,000
All Public Works Building Total	$ 27,700,000	$ 710,000	$ 625,000	$ 5,590,000	$ 610,000	$ 605,000	$ 1,089,200	$ 650,000	$ 645,000	$ 600,000	$ 630,000	$ 720,000	$ 630,000	$ 620,000	$ 620,000	$ 620,000	$ 620,000	$ 600,000	$ 650,000	$ 44,534,200

**** 2018 Bonded Project**

Expo Capital Improvement Plan

The following capital outlay plan is for Year 7 of the future improvements to repair or replace major capital items at the Manitowoc County Expo Grounds that were previously unachievable due to insufficient Expo Reserve Funds and is now being funded by proceeds of the 2016 Land Sale.

The major projects for 2023 are the replacement of the Outdoor Pavilion and replacement of the main north-south road in front of the Horse Barns.

As presented to the County Board in June 2022, the aggressive repair and replacement schedule undertaken from 2016-2022 has put the Expo facility on solid footing for generations. Major investments in the Expo facility from the Land Sale Fund are projected to wrap up in FY2025.

Both the Expo-Ice Center Board and the Public Works Committee have unanimously passed motions recommending that the County Executive include the entire "Outlay from Expo Land Sale" in the County Executive's budget.

I.S. DIVISION

The Information Systems Department was created in 2000 by Resolution of the Manitowoc County Board to provide a centralized and independent Department as a source of data processing support services for all Departments of Manitowoc County Government. In 2018 the Information Systems Department was moved under the Management of the Public Works Department and was made a division of the Public Works Department in 2019.

Information Systems Operations is funded as an Internal Services Account with Budget allocations derived from each Department within Manitowoc County Government. Information Systems also provides Law Enforcement related billable services to the Cities of Manitowoc, Two Rivers, and Kiel.

Information Systems has assigned 7 staff Employees which are reported in the Public Works Department.

Information Systems provides support on a 7 days per week x 24 hours per day x 365 days per year schedule.

COMMUNICATIONS DIVISION

The Communications Activity is associated with Joint Dispatch and was established to account for all Joint Dispatch Equipment and Infrastructure within the center including the public safety radio towers and antennas located throughout the County. Under the direction of the Public Works Director, this activity accounts for all equipment maintenance and upgrades, including emergency 911 phone infrastructure as well as standard telephone systems and video-conferencing for County Government. One full time equivalent position within the Public Works table of organization is responsible for day-to-day operations and maintenance of the infrastructure system. Maintenance contracts on the equipment are also accounted for within this activity.

The Communications Division provides support on a 7 days per week x 24 hours per day x 365 days per year schedule.

PUBLIC WORKS

The Public Works Department is comprised of five divisions: Buildings & Grounds, Solid Waste & Recycling, Communications, Information Services, and the Expo Center.

The DPW provides a variety of building and grounds maintenance, custodial services, and management of capital outlay and improvements for over 42 buildings. There are over 29 different financial accounts and ledger activities that make up the Public Works Department budget and operational accounts that are managed by the department's staff. The following are general divisions of the Public Works Department:

- General Maintenance and Custodial duties of most County facilities
- Public Safety Radio and E911 infrastructure
- Phone System; Cell Phones; Video Conferencing
- Information Systems & Technology Management
- Solid Waste & Recycling Programs; Compost Sites and Material Recovery Facility (MRF)
- Expo Grounds & Buildings; Ice Center; annual County Fair management
- Sale, procurement and bidding for equipment, supplies, services, etc.
- Property Management – Tax Properties; County Commercial Park; Land Leases; Land purchases and sales; etc.

The Public Works Department provides support on a 7 days per week x 24 hours per day x 365 days per year schedule.

EXPO

The budget for 2023 includes using $425,000 of the sale proceeds of Expo

property to repair or replace capital items unachievable without using these sale proceeds. Both the Expo-Ice Center Board and the Public Works Committee have unanimously passed motions recommending use of these funds. They include replacement of the outdoor music pavilion, the complete rebuilding of the north-south road near the horse barns an upgrade of the security CCTV system the replacement of the Exhibition and Merchant's Buildings electrical service equipment, and roof replacement on two small storage buildings. For additional information, please see the "Outlay included in budget" page in the miscellaneous section.

The Manitowoc County Expo Center is the home of the Manitowoc County Fair and hosts many other events throughout the year. The Expo Center is located at 4921 Expo Drive in Manitowoc about ½ mile from Interstate 43, shopping, restaurants, and hotels. Expo activities are accounted for in four distinct program areas:

1. Expo Activities which account for all events at the Expo Grounds excluding the Fair and Ice Center Events;
2. Expo Fair which accounts for the annual County Fair;
3. Ice Center which accounts for all ice rentals and events taking place within the Ice Center facility; and
4. Maintenance and Improvement which accounts for the basic maintenance and improvements that enhance the overall facility, and not one building or particular area.

Based on analyses that was done in 2009 by the City of Manitowoc, the impact of the Expo Grounds is significant County wide with over 156,000 visitors to the Expo grounds each year and the positive economic impact to the area from these same visitors being over $6,900,000 each year according to the report.

For more information on the events on the grounds, go on line at http://www.manitowoccountywi.gov/expo

RECYCLING

The Recycling Center, also referred to as the MRF (Materials Recovery Facility) is owned by Manitowoc County and operated under contract by Ascend Services Inc. The facility

provides recycling and recovery services for the citizens of Manitowoc County. They also provide information about recycling to the public and on occasion sponsor special programs for collecting and processing various items.

In 2021 the County processed and marketed over 3,214 tons of recyclables and composted over 15,000 tons of organic materials which were delivered by the users of the programs. These materials were diverted from the landfill site where the cost would have been over 1 million dollars to the users of the County programs based on previous practices prior to the recycling program.

For more information on Solid Waste and Recycling Programs in Manitowoc County go to our web page: http://www.manitowoccountywi.gov/departments/q-z/recycling-center/

SOLID WASTE

Manitowoc County has a master contract with Waste Management for disposal of solid waste at the Ridgeview Landfill. The master contract ensures a reduced unified price for all County Municipalities to dispose of their solid waste materials. The County is billed by Waste Management with the County then billing the Municipalities for the materials disposed of. The landfill is owned by Waste Management with the County responsible to maintain the access road (Hempton Lake Road) by contract with the Municipalities. The Solid Waste Fund accounts for this contracted service of solid waste disposal.

In 2021 over 32,830 tons were processed through the master contract with an estimated savings of $1,077,600 to the users of this contract. The yearly savings is due to the County Master contract price verses the standard gate rate for disposal at the Ridgeview Landfill site.

SOLID WASTE ADMINISTRATION

All administrative costs associated with County personnel for solid Waste and Recycling activities are accounted for in this General Fund activity. This activity also accounts for all costs associated with any of the special programs the County may sponsor such as Clean Sweep and the Drug Collection Program. Grant revenues for these programs are also reflected in this activity.

Page A-19 of 2022 Budget Book – Information Systems

The Information Systems Department was created in 2000 by Resolution of the Manitowoc County Board to provide a centralized and independent Department as a source of data processing support services for all Departments of Manitowoc County Government. In 2018 the Information Systems Department was moved under the Management of the Public Works Department and was made a division of the Public Works Department in 2019.

Information Systems Operations is funded as an Internal Services Account with Budget allocations derived from each Department within Manitowoc County Government. Information Systems also provides Law Enforcement related billable services to the Cities of Manitowoc, Two Rivers, and Kiel.

Information Systems has assigned 7 staff Employees which are reported in the Public Works Department.

Information Systems provides support on a 7 days per week x 24 hours per day x 365 days per year schedule.

Some Quantifiable Data concerning the Support that Information Systems provides to the County:

797 Monitors, 321 Printers, 317 Laptops, 288 Desktop PCs, 34 PC Tablets, 38 Android Tablets, 104 Wireless Access Points, 12 Virtual Host Servers, 90 Virtual Servers, 2 Physical Servers, 89 TB of Data Storage, 77 Switches, 8 Routers.
Over the last year, our Public Safety Information Systems saw 73,663 calls for service, 46,849 incidents, 4,729 arrests, 11,503 cases and documented 16,658 tickets and 1,106 accidents.
Our Human Services Information Systems saw 1,026 documented visits and 3,962 documented admissions.

The following narratives are at the Listed after Page 77 in the 2022 Budget book and are located under each divisions budget presentation

Page A-21 of 2023 Budget Book – Communications Equipment Activity

The Communications Activity is associated with Joint Dispatch and was established to account for all Joint Dispatch Equipment and Infrastructure within the center including the public safety radio towers and antennas located throughout the County. Under the direction of the Public Works Director, this activity accounts for all equipment maintenance and upgrades, including emergency 911 phone infrastructure as well as standard telephone systems and video-conferencing for County Government. One full time equivalent position within the Public Works table of organization is responsible for day-to-day operations and maintenance of the infrastructure system. Maintenance contracts on the equipment are also accounted for within this activity.

Page A-25 of 2023 Budget Book – Public Works

The Public Works Department is comprised of five divisions: Buildings & Grounds, Solid Waste & Recycling, Communications, Information Services, and the Expo Center.

The DPW provides a variety of building and grounds maintenance, custodial services, and management of capital outlay and improvements for over 42 buildings. There are over 29 different financial accounts and ledger activities that make up the Public

Works Department budget and operational accounts that are managed by the department's staff. The following are general divisions of the Public Works Department:

- General Maintenance and Custodial duties of most County facilities
- Public Safety Radio and E911 infrastructure
- Phone System; Cell Phones; Video Conferencing
- Information Systems & Technology Management
- Solid Waste & Recycling Programs; Compost Sites and Material Recovery Facility (MRF)
- Expo Grounds & Buildings; Ice Center; annual County Fair management
- Sale, procurement and bidding for equipment, supplies, services, etc.
- Property Management – Tax Properties; County Commercial Park; Land Leases; Land purchases and sales; etc.

Page A-34 of 2023 Budget Book – Expo

The Manitowoc County Expo Center is the home of the Manitowoc County Fair and hosts many other events throughout the year. The Expo Center is located at 4921 Expo Drive in Manitowoc about ½ mile from Interstate 43, shopping, restaurants, and hotels. Expo activities are accounted for in four distinct program areas:

1. Expo Activities which account for all events at the Expo Grounds excluding the Fair and Ice Center Events;
2. Expo Fair which accounts for the annual County Fair;
3. Ice Center which accounts for all ice rentals and events taking place within the Ice Center facility; and
4. Maintenance and Improvement which accounts for the basic maintenance and improvements that enhance the overall facility, and not one building or particular area.

Based on analyses that was done in 2009 by the City of Manitowoc, the impact of the Expo Grounds is significant County wide with over 156,000 visitors to the Expo grounds each year and the positive economic impact to the area from these same visitors being over $6,900,000 each year according to the report.

For more information on the events on the grounds, go on line at http://www.manitowoccountywi.gov/expo

Page A-35 of 2023 Budget Book – Recycling Center

The Recycling Center, also referred to as the MRF (Materials Recovery Facility) is owned by Manitowoc County and operated under contract by Ascend Services Inc. The facility provides recycling and recovery services for the citizens of Manitowoc County. They also provide information about recycling to the public and on occasion sponsor special programs for collecting and processing various items.

In 2021 the County processed and marketed over 3,214 tons of recyclables and composted over 15,000 tons of organic materials which were delivered by the users of the programs. These materials were diverted from the landfill site where the cost would have been over 1 million dollars to the users of the County programs based on previous practices prior to the recycling program.

For more information on Solid Waste and Recycling Programs in Manitowoc County go to our web page: http://www.manitowoccountywi.gov/departments/q-z/recycling-center/

Page A-36 of 2023 Budget Book – Solid Waste Disposal

Manitowoc County has a master contract with Waste Management for disposal of solid waste at the Ridgeview Landfill. The master contract ensures a reduced unified price for all County Municipalities to dispose of their solid waste materials. The County is billed by Waste Management with the County then billing the Municipalities for the materials disposed of. The landfill is owned by Waste Management with the County responsible to maintain the access road (Hempton Lake Road) by contract with the Municipalities. The Solid Waste Fund accounts for this contracted service of solid waste disposal.

In 2021 over 32,830 tons were processed through the master contract with an estimated savings of $1,077,600 to the users of this contract. The yearly savings is due to the County Master contract price verses the standard gate rate for disposal at the Ridgeview Landfill site.

Page A-37 of 2023 Budget Book – Solid Waste Disposal Administration

All administrative costs associated with County personnel for solid Waste and Recycling activities are accounted for in this General Fund activity. This activity also accounts for all costs associated with any of the special programs the County may sponsor such as Clean Sweep and the Drug Collection Program. Grant revenues for these programs are also reflected in this activity.

Manitowoc County

6 YEAR CAPITAL OUTLAY PLAN

Include your 2023 year amount in your 2023 budget request

Department:	Public Works	Page 1
Activity Area:	OUTLAY FROM EXPO LAND SALE	Of 1

What belongs on this report form?

Capital Outlay - is the purchase of personal or real property, to be budgeted for within the annual budget process within a department or activity area, costing more than $500 per item (unit) and having a useful life exceeding one year.

2023, 2024, 2025, 2026, 2027 and 2028 - provide a Total for each year separately

Year: Item Description / Project	Priority	Quantity	Unit Price	Total Cost	Is this a REPLACEMENT for an existing item or NEW item? If NEW, explain why item is needed.
2023					
Asphalt-Site Work		1	140,000	140,000	Replacement
MCIC-MAU & Ductwork****		1	40,000	40,000	Replacement
Rock Pavilion Demolition & Site Work		1	35,000	35,000	New
Rock Pavilion Replacement		1	150,000	150,000	Replacement
Security Camera System Upgrade		1	20,000	20,000	Replacement
Merchants Building Electrical Service		1	15,000	15,000	Replacement
Exhibition Building Electrical Service		1	15,000	15,000	Replacement
Sign Building Roof		1	5,000	5,000	Replacement
Electrical Building Roof		1	5,000	5,000	Replacement
2023 Total				**425,000**	
2024					
Asphalt-Site Work		1	70,000	70,000	Replacement
Lester Building Roof Re-coat		1	15,000	15,000	Replacement
2024 Total				**85,000**	
2025					
Asphalt-Site Work		1	70,000	70,000	Replacement
2025 Total				**70,000**	
2026					
None at this time					
2027					
None at this time					
2028					
None at this time					
**** This project will be moved to the next year if not spent in 2023, 2024, etc.					

USE ADDITIONAL PAGES AS MAY BE REQUIRED

Manitowoc County

PARKS DEPARTMENT - 5 YEAR CAPITAL PROJECTS CAPITAL OUTLAY PLAN

Department: Parks

Activity Area: 52000

Item Description / Project	Priority	Quantity	Unit Price	Total Cost	Is this a REPLACEMENT for an existing item or NEW item? If NEW, explain why item is needed.
2023:					
Skidsteer & Trailer	H	1.00	$55,000.00	$45,000.00	Replaces 2001 Skidsteer. Trade in Value $10,000.
Gravel Tuma Lake Launch	M	1.00	$50,000.00	$50,000.00	Replacement. Town's request - road bad.
					No Grants available for this project.
Asphalt Tuma Lake Boat Launch	M	1.00	$45,000.00	$45,000.00	Replacement. Town's request - asphalt bad.
					No Grants available for this project.
Asphalt Carstens Lake Launch	H	1.00	$65,000.00	$32,500.00	Replacement. Asphalt wornout. 50/50
					Cost share with DNR RBF Grant Program.
Carstens Lake ADA Pier	H	1.00	$40,000.00	$20,000.00	Replacement - existing pier is failing.
					50/50 Cost share with DNR RBF Grant Program.
Walla-Hi Park Boardwalks	H	2.00	$7,500.00	$15,000.00	Replacement. Worn out boardwalks unsafe.
Picnic Tables	H	12.00	$975.00	$11,700.00	Replaces worn tables and for new pavilions.
Long Lake Pier Extension	H	1.00	$11,500.00	$11,500.00	Replacement. Pier needs extension.
Wilke Lake Pier Extension	M	1.00	$11,500.00	$11,500.00	Replacement. Town requests pier extension.
Maribel Caves Stair Case	H	1.00	$10,000.00	$10,000.00	Replacement. Worn staircase not safe.
Ash Tree Removal	H	1.00	$9,500.00	$9,500.00	Needed due to Emeral Ash Borer Disease.
Zero Turn Mower Replacements	H	1.00	$7,500.00	$7,500.00	Replacement for existing mower.
Buildings Maintenance - Misc.	H	1.00	$7,500.00	$7,500.00	Miscellaneous building repairs.
Playground Equipment Maribel	M	1.00	5,000.00	$ 5,000.00	Replacement.
2024:					
Asphalt Cato Falls Park	H	1.00	$145,000.00	$145,000.00	Replacement. Asphalt worn and gravel
					washes out yearly.
One ton Pick Up/ with dump box	H	1.00	$50,000.00	$50,000.00	Replacement.
Playground Equipt. for Walla-Hi Park East	H	1.00	$50,000.00	$50,000.00	Replacement. Existing Wood equipment is
					worn out and over 20 years old.
Walla-Hi Campground Prep.	M	1.00	$30,000.00	$30,000.00	Begin campground preperation-electrical
Bullhead Lake Boat Launch Pier	H	1.00	$40,000.00	$20,000.00	Replacement - we will apply for a 50/50
					match through the DNR's RBF Grant Program.
Ash Tree Removal	H	1.00	$9,500.00	$9,500.00	Needed due to Emeral Ash Borer Disease.
Zero Turn Mower Replacements	H	1.00	$7,500.00	$7,500.00	Replacement for existing mower.
Picnic Tables	H	10.00	$975	$9,750.00	Replaces Worn tables.
Buildings Maintenance - Misc.	H	1.00	$7,500.00	$7,500.00	Miscellaneous building repairs.
2025:					
Playground Equip. for Long Lake	H	1.00	$40,000.00	$40,000.00	Replacement. Existing wood set is worn out
					and over 20 years old.
Spring Lake Boat Launch Pier	H	1.00	$35,000.00	$17,500.00	Replacement - we will apply for a 50/50
					match through the DNR's RBF Grant Program
Hartlaub Lake Boat Launch Pier	H	1.00	$35,000.00	$17,500.00	Replacement - we will apply for a 50/50
					match through the DNR's Recreational
					Boating Facilities Grant Program.
Gass Lake Boat Launch Pier	H	1.00	$35,000.00	$17,500.00	Replacement - we will apply for a 50/50
					match through the DNR's Recreational
					Boating Facilities Grant Program.
Ash Tree Removal	H	1.00	$9,500.00	$9,500.00	Needed due to Emeral Ash Borer Disease.
Zero Turn Mower Replacements	H	1.00	$7,500.00	$7,500.00	Replacement for existing mower.
Picnic Tables	H	10.00	$975.00	$9,750.00	Replaces worn tables.
Buildings Maintenance - Misc.	H	1.00	$7,500.00	$7,500.00	Miscellaneous building repairs
2026:					
Staircases Cato Falls - Center &	H	2.00	$35,000.00	$70,000.00	Repacement. Staircases are worn.
East					
3/4 Ton Pick Up Truck	H	1.00	$40,000.00	$40,000.00	Replacement.
Weir Lake Boat Launch Pier	H	1.00	$35,000.00	$17,500.00	Replacement - we will apply for a 50/50
					match through the DNR's RBF Grant Program
Ash Tree Removal	H	1.00	$9,500.00	$9,500.00	Needed due to Emeral Ash Borer Disease.
Zero Turn Mower Replacements	H	1.00	$7,500.00	$7,500.00	Replacement for existing mower.
Picnic Tables	H	10.00	$975.00	$9,750.00	Replaces worn tables.
Buildings Maintenance - Misc.	H	1.00	$7,500.00	$7,500.00	Miscellaneous building repairs
2027:					
Playground Equip. for Cato Falls West	H	1.00	$50,000.00	$50,000.00	Replacement. Existing wood set is worn out
					and over 20 years old.
Staircase Cato Falls - West	H	1.00	$35,000.00	$35,000.00	Replacement. Staircase is worn last of three.
3/4 Ton Pick Up Truck	H	1.00	$40,000.00	$40,000.00	Replacement.
Ash Tree Removal	H	1.00	$9,500.00	$9,500.00	Needed due to Emeral Ash Borer Disease.
Zero Turn Mower Replacements	H	1.00	$7,500.00	$7,500.00	Replacement for existing mower.
Picnic Tables	M	10.00	$975.00	$9,750.00	Replaces worn tables.
Buildings Maintenance - Misc.	H	1.00	$7,500.00	$7,500.00	Miscellaneous building repairs
Total					
				$1,058,700	

THIS PAGE LEFT BLANK INTENTIONALLY

Manitowoc County, Wisconsin
Health Insurance

	Budgeted 2023	As of 9/30/22 2022	2021	2020	2019	2018	2017	2016	2015
Revenues:									
(A) Dept Charges For Service	$4,740,000.00	$3,536,403.14	$4,655,221.92	$4,365,218.39	$4,449,077.68	$4,477,265.99	$4,460,913.38	$4,599,976.54	$4,732,477.81
ERRP Early Ret Reinsur Pgm	$0.00	$0.00	$0.00	$0.00	$0.00	$0.00	$0.00	$0.00	$0.00
Other	$0.00	$0.00	$0.00	$0.00	$0.00	$0.00	$0.00	$0.00	$0.00
Total Revenues	$4,740,000.00	$3,536,403.14	$4,655,221.92	$4,365,218.39	$4,449,077.68	$4,477,265.99	$4,460,913.38	$4,599,976.54	$4,732,477.81
Expenditures:									
Administration Fees	$225,000.00	$5,503.50	$8,037.18	$108,128.71	$152,670.64	$130,380.96	$185,924.80	$192,596.03	$273,467.65
NOVO Incentive Pmts	$0.00	$0.00	$0.00	$0.00	$0.00	$0.00	$0.00	$0.00	$0.00
Health Incentive Pmts	$0.00	$0.00	$0.00	$0.00	$0.00	$0.00	$0.00	$0.00	$0.00
Health Coaching	$0.00	$0.00	$0.00	$0.00	$0.00	$0.00	$0.00	$0.00	$0.00
HSA Employer Contribtns	$0.00	$0.00	$0.00	$0.00	$0.00	$0.00	$22,089.11	$0.00	$136,175.76
HRA Claim Payments	$3,000.00	$7,830.73	$392.40	$1,401.45	$147.00	$1,088.64	$3,069.84	$1,137.92	$1,274.78
HRA Account Fees	$1,250.00	$1,287.33	$1,292.05	$1,295.50	$1,294.50	$1,290.94	$1,257.32	$1,175.76	$1,180.11
Claim Payments	$3,825,000.00	$3,111,606.82	$4,602,531.87	$3,129,344.07	$3,202,057.92	$3,609,056.04	$2,857,943.49	$3,005,722.83	$4,287,167.64
Stop Loss Insurance Prem	$600,000.00	$0.00	$27,505.08	$382,261.98	$420,217.17	$385,338.03	$626,250.03	$575,265.56	$642,341.21
Miscellaneous	$2,300.00	$2,221.00	$1,968.00	$1,473.86	$1,756.08	$2,310.68	$1,628.00	$1,762.40	$1,786.60
Total Fund Expenses	$4,656,550.00	$3,128,449.38	$4,641,726.58	$3,623,905.57	$3,778,143.31	$4,129,465.29	$3,698,162.59	$3,777,660.50	$5,343,393.75
Budgeted FTE's	518.86	495.62	448.97	431.21	431.48	423.07	414.13	408.25	406.35
Annual Cost per FTE	**$8,974.58**	**$6,312.19**	**10,338.61**	**8,404.04**	**8,756.24**	**9,760.71**	**8,929.96**	**9,253.30**	**13,149.73**
Fund Revenues Over (Under) Expenses	$83,450.00	$407,953.76	13,495.34	741,312.82	670,934.37	347,800.70	762,750.79	822,316.04	(610,915.94)
(B) Health Insurance EXPENSE DEI	$5,184,684.00	$3,215,410.35	$4,212,776.33	$3,941,570.09	$4,012,749.22	$4,199,570.88	$4,205,087.95	$4,287,421.90	$4,406,113.31
Budgeted FTE's	518.86	495.62	448.97	431.21	431.48	423.07	414.13	408.25	406.35
Annual Charge per FTE	**$9,992.45**	**$6,487.65**	**$9,383.20**	**$9,140.72**	**$9,299.97**	**$9,926.42**	**$10,154.03**	**$10,501.95**	**$10,843.15**

(A) Dept. Charges for Service includes not only what we charge ourself for our employees, but what we deduct from our employees and also charge our pay-your-own individuals.

(B) Health Insurance Expense Depts. is the amount we charge ourself for Health Insurance coverage and is expensed to the various department budgets.

No. 2022/2023-

RESOLUTION ADOPTING 2023 BUDGET AND PROPERTY LEVY

TO THE MANITOWOC COUNTY BOARD OF SUPERVISORS:

WHEREAS, a detailed copy of the County Executive's proposed 2023 annual budget has been made available to each county supervisor and to the general public; and

WHEREAS, the proposed 2023 annual budget was presented to the Manitowoc County Board of Supervisors at its meeting on October 11, 2022; and

WHEREAS, formal publication of a budget summary and announcement of a public hearing was made in accordance with Wis. Stat. § 65.90 and Wis. Stat. ch. 985 in the Manitowoc Herald Times Reporter on October 9, 2022; and

WHEREAS, a public hearing on the proposed 2023 annual budget was held for the purpose of obtaining public input, and the proposed 2023 annual budget was reviewed by the Manitowoc County Board of Supervisors at its annual meeting on October 31, 2022; and

WHEREAS, the proposed 2023 annual budget includes performance based increases for the Manitowoc County pay plan pursuant to Manitowoc County Code §§ 5.02(3)(c), (d) and (e); and

WHEREAS, Manitowoc County Code § 5.02(4) allows the wage schedule to be adjusted each year by action of the county board so that it remains competitive with the market; and

WHEREAS, the Wisconsin Department of Revenue has calculated the applicable increase in the consumer price index as of August 31, 2022 to be 7.7%; and

WHEREAS, a 5.0% increase in the wage schedule will assist in maintaining a competitive wage schedule; and

WHEREAS, employees below midpoint who meet or exceed job requirements (*i.e.* receive a cumulative score of 1.75 or greater on their employee evaluation) are eligible for a step increase; and

WHEREAS, employees at or above midpoint who exceed job requirements (*i.e.* receive a cumulative score of between 2.01 and 2.74 on their employee evaluation) will receive a 1.0% increase; and

WHEREAS, employees at or above midpoint whose performance exceeds the proficient performance level (*i.e.* receive a cumulative score of 2.75 or greater on their employee evaluation) will receive a 2.0% increase; and

WHEREAS, the maximum of the non-represented wage schedule was raised in 2019 and 2021 with no adjustment made to the wage schedule mid-point; and

WHEREAS, because the midpoint was not adjusted contemporaneously with the maximum, the current "midpoint" no longer reflects the actual midpoint of each wage band; and

WHEREAS, the midpoint for each wage band will be adjusted to align with the new maximums; and

WHEREAS, additional steps have been included in the wage schedule between MIN – MID to step employees to the new mid-point; and

WHEREAS, the Manitowoc County self-insured group health plan has maintained its current rates since 2015; and

WHEREAS, the Manitowoc County self-insured group health plan will raise its rate by 5% for 2023;

NOW, THEREFORE, BE IT RESOLVED that the county board of supervisors of the county of Manitowoc hereby adopts a Governmental Funds Budget and a service delivery Proprietary Fund Budget for the calendar year beginning January 1, 2023 as indicated in the attached 2023 annual budget for Manitowoc County and any attachments or addenda thereto; and

BE IT FURTHER RESOLVED that the Manitowoc County Board of Supervisors hereby authorizes that the following sums of money be raised for the ensuing year:

State Special Charges - Charitable & Penal	$	345.00
County Aid Bridges (Wis. Stat. § 82.08)	$	135,933.00
Illegal Real Estate Taxes Charged Back (Prior Year)	$	0.00
All Other County Taxes	$	32,323,249.67
Gross County Tax Levy	$	32,458,837.67

and

BE IT FURTHER RESOLVED that Manitowoc County shall apportion the tax for bridges under Wis. Stat. § 82.08 on the taxable property of the participating districts; and

BE IT FURTHER RESOLVED that the 2023 annual budget in detail hereto attached shall be made a part of the Tax Levy; and

BE IT FURTHER RESOLVED that the wage schedule is increased by 5.0% as of December 25, 2022 and all employees at or below maximum shall receive a 5.0% increase as of December 25, 2022; and

BE IT FURTHER RESOLVED that the performance-based increases included in the 2023 annual budget will be granted pursuant to Manitowoc County Code §§ 5.02(3)(c), (d) and (e) as follows:

(1) Employees below midpoint who meet or exceed job requirements (*i.e.* receive a cumulative score of 1.75 or greater on their employee evaluation) are eligible for a step increase; and

(2) Employees at or above midpoint who exceed job requirements (*i.e.* receive a cumulative score of between 2.01 and 2.74 on their employee evaluation) will receive a 1.0% increase; and

(3) Employees at or above midpoint whose performance exceeds the proficient performance level (*i.e.* receive a cumulative score of 2.75 or greater on their employee evaluation) will receive a 2.0% increase; and

(4) Employees at or above maximum who exceed job requirements (*i.e.* receive a cumulative score of between 2.01 and 2.74 on their employee evaluation) will receive a 1.0% increase, paid to them per pay period for the following year; and

(5) Employees at or above maximum whose performance exceeds the proficient performance level (*i.e.* receive a cumulative score of 2.75 or greater on their employee evaluation) will receive a 2.0% increase, paid to them per pay period for the following year; and

BE IT FURTHER RESOLVED that the midpoint for each wage band will be adjusted to align with the new maximums; and

BE IT FURTHER RESOLVED, additional steps have been included in the wage schedule between MIN – MID to step employees to the new mid-point; and

BE IT FURTHER RESOLVED that the monthly premiums for the self-insured group health plan will increase by 5% for 2023;

BE IT FURTHER RESOLVED that the Finance Director is authorized to make any technical corrections to the budget that are necessary.

Dated this 10th day of November 2022.

Respectfully submitted by the
Finance Committee

_____
Paul Hansen, Chair

FISCAL IMPACT: Requires a composite tax levy and rate, based upon the budget book as printed, as follows:

Tax Levy of $32,459,182.67
Composite Tax Rate of $4.479037 per $1,000 of equalized value.

FISCAL NOTE: Reviewed and approved by Finance Director. _____

LEGAL NOTE: Reviewed and approved as to form by Corporation Counsel. _____

APPROVED: _____ _____

Bob Ziegelbauer, County Executive Date

Equalized Value - Relative Change from Year to Year

MUNICIPALITIES	For 2023 Budget RELATIVE CHANGE 2021 to 2022	For 2022 Budget RELATIVE CHANGE 2020 to 2021	For 2021 Budget RELATIVE CHANGE 2019 to 2020	For 2020 Budget RELATIVE CHANGE 2018 to 2019	For 2019 Budget RELATIVE CHANGE 2017 to 2018	For 2018 Budget RELATIVE CHANGE 2016 to 2017	For 2017 Budget RELATIVE CHANGE 2015 to 2016	For 2016 Budget RELATIVE CHANGE 2014 to 2015	For 2015 Budget RELATIVE CHANGE 2013 to 2014	For 2014 Budget RELATIVE CHANGE 2012 to 2013	For 2013 Budget RELATIVE CHANGE 2011 to 2012	For 2012 Budget RELATIVE CHANGE 2010 to 2011
Townships:												
Cato	4.97%	2.66%	1.55%	-3.85%	-1.53%	2.57%	1.64%	4.73%	3.62%	-0.49%	-4.02%	2.53%
Centerville	-4.38%	1.42%	-2.16%	2.81%	-3.61%	0.28%	0.73%	-5.21%	-0.52%	0.89%	-3.00%	-0.98%
Cooperstown	-1.49%	1.81%	2.57%	1.21%	-0.89%	5.48%	0.32%	0.96%	4.02%	-2.41%	2.30%	-2.57%
Eaton	-3.27%	-1.99%	-0.09%	-1.11%	-0.26%	2.87%	-1.48%	-2.64%	2.63%	-0.01%	0.63%	1.49%
Franklin	2.48%	-2.69%	0.52%	3.28%	-1.67%	2.57%	-1.37%	0.85%	0.47%	-0.63%	0.34%	-0.32%
Gibson	-2.96%	0.82%	1.58%	5.72%	-4.67%	6.32%	0.08%	1.62%	3.19%	-3.79%	2.25%	-2.24%
Kossuth	-4.30%	1.99%	1.77%	-1.71%	3.02%	-2.06%	1.03%	1.31%	-1.44%	0.72%	-2.27%	1.35%
Liberty	3.14%	0.14%	-1.22%	1.18%	-0.08%	-1.07%	-1.72%	0.35%	2.72%	-0.46%	-4.47%	2.32%
Manitowoc	-3.50%	-0.09%	-1.91%	0.57%	1.53%	-1.74%	0.01%	1.53%	-0.64%	-1.39%	2.18%	-7.49%
Manitowoc Rapids	0.54%	1.85%	-0.09%	2.99%	-1.47%	-2.42%	1.83%	-0.32%	1.72%	5.47%	-1.87%	-1.38%
Maple Grove	-7.37%	-1.38%	0.12%	7.87%	-1.80%	1.43%	-0.48%	0.80%	3.48%	-1.87%	-1.49%	1.88%
Meeme	-3.19%	1.21%	-1.84%	4.18%	1.42%	4.32%	3.45%	-2.99%	-0.43%	0.20%	-5.24%	2.33%
Mishicot	2.91%	0.84%	-3.33%	1.03%	-1.85%	3.00%	-2.75%	0.23%	6.75%	1.44%	-0.95%	-5.02%
Newton	-1.09%	-3.68%	5.89%	-6.79%	0.77%	3.62%	3.99%	1.13%	-4.53%	0.28%	4.57%	0.76%
Rockland	2.03%	-2.80%	0.72%	0.20%	-0.48%	3.73%	2.26%	0.20%	4.71%	-0.82%	0.92%	-2.68%
Schleswig	-1.70%	2.07%	-5.32%	1.72%	0.68%	-1.30%	1.37%	-1.72%	-1.25%	5.05%	1.11%	3.03%
Two Creeks	6.39%	-3.75%	-4.96%	-5.35%	-3.79%	4.51%	-1.32%	0.26%	-3.20%	-2.60%	2.45%	-1.94%
Two Rivers	-3.31%	-1.55%	3.60%	-1.51%	1.70%	3.90%	3.92%	0.85%	-5.29%	-2.01%	1.16%	-1.59%
Township Total	-0.85%	0.07%	0.17%	0.30%	-0.35%	1.55%	1.04%	0.21%	0.38%	0.46%	-0.32%	-0.18%
Villages:												
Cleveland	-1.12%	-4.24%	0.01%	6.40%	2.04%	1.54%	1.03%	0.95%	-1.05%	-2.27%	2.31%	-7.37%
Francis Creek	-6.11%	-2.08%	3.17%	-4.22%	-0.38%	1.93%	-0.70%	0.26%	-1.49%	-0.25%	-2.09%	-1.23%
Kellnersville	1.64%	-2.70%	0.75%	2.22%	-0.78%	0.32%	0.48%	1.43%	-0.25%	0.50%	-2.25%	-1.63%
Maribel	-2.39%	-1.02%	1.33%	-2.42%	-4.47%	6.74%	-1.21%	-1.39%	-1.44%	-2.46%	-1.76%	-1.00%
Mishicot	-1.46%	1.17%	0.21%	-4.05%	-6.19%	5.27%	-3.68%	1.61%	-4.78%	-2.82%	0.31%	-1.66%
Reedsville	6.63%	-2.15%	-6.47%	1.36%	-7.85%	4.14%	-2.86%	0.53%	3.41%	-3.14%	-2.08%	-1.06%
Saint Nazianz	3.31%	-3.14%	1.19%	0.62%	-3.99%	-6.53%	-1.66%	3.44%	1.20%	4.56%	-2.50%	-3.05%
Valders	-3.53%	0.15%	-2.29%	-2.98%	3.78%	-2.75%	-1.46%	2.02%	-1.16%	0.70%	3.07%	-1.61%
Whitelaw	5.17%	-0.45%	-0.45%	-6.69%	-3.31%	0.16%	-0.14%	-1.16%	-1.83%	4.09%	1.72%	-1.09%
Village Total	-0.13%	-1.61%	-0.60%	-0.65%	-2.24%	1.34%	-1.34%	1.05%	-1.22%	-0.69%	0.24%	-2.77%
Cities:												
Kiel	-3.79%	1.45%	2.66%	-3.36%	8.03%	0.46%	0.99%	2.59%	-1.61%	4.16%	-1.28%	35.22%
Manitowoc	1.16%	-0.31%	-0.38%	0.31%	1.70%	-2.31%	-1.06%	0.05%	0.36%	-0.54%	0.69%	-1.41%
Two Rivers	1.71%	1.56%	-0.14%	-0.33%	-6.28%	0.20%	0.02%	-3.06%	-1.24%	-1.10%	-0.77%	-2.38%
City Totals	0.79%	0.20%	-0.06%	-0.16%	0.70%	-1.58%	-0.67%	-0.35%	-0.13%	-0.28%	0.23%	0.63%
County Total	0.00%	0.00%	0.00%	0.00%	0.00%	0.00%	0.00%	0.00%	0.00%	0.00%	0.00%	0.00%

Form SL-202c

2022 County Levy Limit Worksheet

WI Dept of Revenue

Year	County	Co-muni Code	Account No.	Report Type
2022	MANITOWOC	36999	0962	

Section A: Determination of 2022 Payable 2023 Allowable Levy Limit

1	2021 payable 2022 actual county levy plus 2022 personal property aid (174,402.94)	$30,028,871
2	Exclude prior year levy for unreimbursed expenses related to an emergency	$0
3	Exclude 2021 levy for new general obligation debt authorized **after** July 1, 2005	$0
4	2021 payable 2022 adjusted actual county levy *(Line 1 minus Lines 2 and 3)*	$30,028,871
5	0.00% growth, plus terminated TID (0.017 %), plus TID subtraction (0 %) applied to 2021 adjusted actual levy	$30,033,976
6	Net new construction (1.459 %), plus terminated TID (0.017 %), plus TID subtraction (0 %) applied to 2021 adjusted actual levy	$30,472,097
7	Greater of Line 5 or Line 6	$30,472,097
8	2022 levy limit before adjustments **less 2023 personal property aid** ($174,402.94)	$30,297,694
9	Total adjustments *(from Sec. D, Line Q)*	$1,088,714
10	**2022 Payable 2023 Allowable Levy** *(sum of Lines 8 and 9)*	$31,386,408

Section B: Adjustment for Previous Year's Unused Levy (sec. 66.0602(3)(f)., Wis. Stats.)

1	Previous year's allowable levy	$30,007,888
2	Previous year's actual levy	$29,854,468
3	Previous year's unused levy *(Line 1 minus Line 2)*	$153,420
4	Previous year's actual levy $29,854,468 x 0.015	$447,817
5	**Allowable Increase** *(lesser of Lines 3 or 4)*	$153,420

Section C: Adjustment for Prior Years Unused Levy Carryforward (sec. 66.0602(3)(fm), Wis. Stats.)

1	2021 unused percentage	0.399%
2	2020 unused percentage	0.000%
3	2019 unused percentage	0.000%
4	2018 unused percentage	0.000%
5	2017 unused percentage	0.231%
6	Total unused percentage *(sum of Lines 1-5)*	0.630%
7	Previous year actual levy due to valuation factor	$30,028,871
8	**Allowable Increase** *(Line 6 multiplied by Line 7)*	$189,182

Form SL-202c

2022 County Levy Limit Worksheet

WI Dept of Revenue

Section D: Adjustments to Allowable Levy Limit

		Additions	Subtractions
A	Increase for unused levy from previous year *(from Sec. B, Line 5)*		
B	Decrease in 2023 debt service levy as compared to 2022 debt service levy for debt authorized **prior to** July 1, 2005		
C	Increase in 2023 debt service levy as compared to 2022 debt service levy for debt authorized **prior to** July 1, 2005		
D	Increase for county's share of refunded or rescinded taxes certified under sec. 74.41(5), Wis. Stats.		
E	Debt service levy for general obligation debt authorized **after** July 1, 2005. Includes levy for Milwaukee County Pension Obligation Bonds issued under Sec.59.85, Wis. Stats.	$1,088,714	
F	Increase in 2022 payable 2023 levy approved by a referendum		
G	Amount levied in 2022 to pay unreimbursed expenses related to an emergency		
H	Increase/decrease in costs associated with an intergovernmental cooperation agreement		
I	Adjustment to 2022 payable 2023 levy for transfer of services during 2022 **to** other governmental units		
J	Adjustment to 2022 payable 2023 levy for transfer of services during 2022 **from** other governmental units		
K	Adjustment to 2022 payable 2023 levy for consolidation of services during 2022		
L	Lease payment for lease revenue bonds issued **before** July 1, 2005		
M	Levy for shortfall of debt service on revenue bond issued under sec. 66.0621, Wis. Stats., or special assessment B bond issued under sec. 66.0713(4), Wis. Stats.		
N	Adjustment to 2022 payable 2023 levy for the adoption of a new fee or fee increase for covered services partly or wholly funded by levy in 2013		
O	Increase for unused levy carryforward from prior years *(from Sec. C, Line 8)*		
P	Increase in levy due to a reduced utility aid payment for a decommissioned or closed plant		
Q	**Total Adjustments** *(sum of Lines A-P)*		$1,088,714

Total Proposed Levy	32,459,182.67	31,386,407.67
Excluded are:		
Library	936,497.00	
Bridge Aid	135,933.00	1,072,775.00
State Penal & Specials	345.00	
Illegal R/E Chg. Backs	0	
	31,386,407.67	32,459,182.67
State Limit Before Adj.	30,297,694.00	
Adj. for Debt Sec. D Letter E	1,088,713.67	

10/4/2022 13:41

MANITOWOC COUNTY TAX LEVY 2022 FOR 20231 BUDGET

Proposed 2022 Budget Levy

	EXCERPT OF STATE EQUALIZED VALUES & RATIOS		COUNTY TAXES Section B.1. PORTION OF STATE SPECIAL CHGS			LESS THAN FULL COUNTY APPORTIONMENT				FULL COUNTY	COUNTY TAXES			
Apportionment Sheet Section Letter and Line # ----->			B-2	B-3	B-4	B-6	B-7	B-12 (LIST)	B-10	B-13	B-15	Line #21	D-02 Line 27-30	Line #35
MUNICIPALITIES	2023 EQUALIZED VALUES W/O TID	2023 EQUALIZED RATIO W/O TID	STATE CHARITABLE AND PENAL - APOR	OTHER STATE SPECIAL CHARGES	SUB-TOTAL FOR SECTION B LINE 1 B-1	LIBRARY	COUNTY AID BRIDGES	TAX LISTING SERVICE	ILLEGAL REAL ESTATE TAX CHARGED BACK	ALL OTHER COUNTY TAXES	SUB-TOTAL FOR LINE B-2 TO BE LEVIED	**Total County Taxes** LINE 21 TOTAL NET COUNTY TAXES	SPECIAL CHARGES TO TOWNS, CITIES & VILLAGES	GRAND TOTAL ALL TAXES AND CHARGES
	7,246,911,300		345.00	-	345.00	936,497.00	135,933.00	32,550.15	-	31,353,857.52	32,458,837.67	32,459,182.67	-	32,459,182.67
Townships:														
Cato	219,801,400	3.033%	10.47	-	10.47	55,548.70	9,501.80	1,775.08	-	950,973.66	1,017,799.24	1,017,809.71	-	1,017,809.71
Centerville	95,418,700	1.317%	4.54	-	4.54	24,114.42	4,124.85	770.58	-	412,830.25	441,840.10	441,844.64	-	441,844.64
Cooperstown	160,255,300	2.211%	7.63	-	7.63	40,500.07	6,927.67	1,294.18	-	693,346.66	742,068.58	742,076.21	-	742,076.21
Eaton	102,913,900	1.420%	4.90	-	4.90	26,008.62	4,448.86	831.10	-	445,258.36	476,546.94	476,551.84	-	476,551.84
Franklin	155,198,400	2.142%	7.39	-	7.39	39,222.08	6,709.06	1,253.34	-	671,467.94	718,652.42	718,659.81	-	718,659.81
Gibson	161,286,900	2.226%	7.68	-	7.68	40,760.78	6,972.26	1,302.51	-	697,809.92	746,845.47	746,853.15	-	746,853.15
Kossuth	229,880,700	3.172%	10.94	-	10.94	58,095.95	9,937.50	1,856.45	-	994,581.89	1,064,471.79	1,064,482.73	-	1,064,482.73
Liberty	201,644,500	2.782%	9.60	-	9.60	50,960.04	8,716.88	1,628.43	-	872,417.61	933,722.96	933,732.56	-	933,732.56
Manitowoc	120,994,500	1.670%	5.76	-	5.76	30,577.99	5,230.47	977.12	-	523,484.32	560,269.90	560,275.66	-	560,275.66
Manitowoc Rapids	294,951,200	4.070%	14.04	-	14.04	74,540.71	12,750.43	2,381.95	-	1,276,110.28	1,365,783.37	1,365,797.41	-	1,365,797.41
Maple Grove	94,354,500	1.302%	4.49	-	4.49	23,845.47	4,078.85	761.98	-	408,226.00	436,912.30	436,916.79	-	436,916.79
Meeme	170,387,000	2.351%	8.11	-	8.11	43,060.57	7,365.65	1,376.00	-	737,181.61	788,983.83	788,991.94	-	788,991.94
Mishicot	133,597,400	1.844%	6.36	-	6.36	33,763.02	5,775.28	1,078.90	-	578,010.90	618,628.10	618,634.46	-	618,634.46
Newton	311,440,600	4.298%	14.83	-	14.83	78,707.94	13,463.25	2,515.11	-	1,347,451.87	1,442,138.17	1,442,153.00	-	1,442,153.00
Rockland	126,688,800	1.748%	6.03	-	6.03	32,017.07	5,476.62	1,023.10	-	548,120.77	586,637.56	586,643.59	-	586,643.59
Schleswig	312,253,000	4.309%	14.87	-	14.87	78,913.26	13,498.37	2,521.67	-	1,350,966.74	1,445,900.04	1,445,914.91	-	1,445,914.91
Two Creeks	57,857,900	0.798%	2.75	-	2.75	14,621.97	2,501.14	467.24	-	250,322.96	267,913.31	267,916.06	-	267,916.06
Two Rivers	195,564,800	2.699%	9.31	-	9.31	49,423.56	8,454.06	1,579.33	-	846,113.69	905,570.64	905,579.95	-	905,579.95
Township Total	3,144,489,500	43.391%	149.70	-	149.70	794,682.22	135,933.00	25,394.07	-	13,604,675.43	14,560,684.72	14,560,834.42	-	14,560,834.42
66														
Villages:														
Cleveland	124,331,200	1.716%	5.92	-	5.92	31,421.25	N.A.	1,004.06	-	537,920.58	570,345.89	570,351.81	-	570,351.81
Francis Creek	49,588,500	0.684%	2.36	-	2.36	12,532.11	N.A.	400.46	-	214,545.29	227,477.86	227,480.22	-	227,480.22
Kellnersville	17,826,800	0.246%	0.85	-	0.85	4,505.23	N.A.	143.96	-	77,127.89	81,777.08	81,777.93	-	81,777.93
Maribel	22,440,700	0.310%	1.07	-	1.07	5,671.26	N.A.	181.22	-	97,089.98	102,942.46	102,943.53	-	102,943.53
Mishicot	108,040,100	1.491%	5.14	-	5.14	27,304.13	N.A.	872.50	-	467,436.92	495,613.55	495,618.69	-	495,618.69
Reedsville	66,816,900	0.922%	3.18	-	3.18	16,886.11	N.A.	539.60	-	289,084.20	306,509.91	306,513.09	-	306,513.09
Saint Nazianz	50,024,700	0.690%	2.38	-	2.38	12,642.35	N.A.	403.99	-	216,432.51	229,478.85	229,481.23	-	229,481.23
Valders	69,932,900	0.965%	3.33	-	3.33	17,673.59	N.A.	564.76	-	302,565.60	320,803.95	320,807.28	-	320,807.28
Whitelaw	52,147,200	0.720%	2.48	-	2.48	13,178.75	N.A.	421.13	-	225,615.55	239,215.43	239,217.91	-	239,217.91
Village Total	561,149,000	7.743%	26.71	-	26.71	141,814.78	N.A.	4,531.68	-	2,427,818.52	2,574,164.98	2,574,191.69	-	2,574,191.69
Cities:														
Kiel	324,976,700	4.484%	15.47	-	15.47	N.A.	N.A.	2,624.40	-	1,406,015.99	1,408,640.39	1,408,655.86	-	1,408,655.86
Manitowoc	2,556,550,000	35.278%	121.71 *	-	**121.71**	N.A.	N.A.	N.A.	-	11,060,947.35	11,060,947.35	11,061,069.06	-	11,061,069.06
Two Rivers	659,746,100	9.104%	31.41	-	31.41	N.A.	N.A.	N.A.	-	2,854,400.23	2,854,400.23	2,854,431.64	-	2,854,431.64
City Totals	3,541,272,800	48.866%	168.59	-	168.59	N.A.	N.A.	2,624.40	-	15,321,363.57	15,323,987.97	15,324,156.56	-	15,324,156.56
County Total	7,246,911,300	100.000%	345.00	-	345.00	936,497.00	135,933.00	32,550.15	-	31,353,857.52	32,458,837.67	32,459,182.67	-	32,459,182.67

State Forestry Tax Calculated with TID IN.

Manitowoc County, Wisconsin - Expenditures / Revenues and Tax Levy by Fund
Proposed Budget 2021

	General Fund	Special Revenue Funds			
	General Fund Fund 100	Human Services Fund 200	Highway Fund 201	Recycling Fund 202	Waste Disposal Fund 203
REVENUES Budgeted	$ 13,486,192.00	$ 21,257,774.00	$ 1,800,000.00	$ 557,408.00	$ 1,357,000.00
EXPENDITURES Budgeted	$ 34,301,374.99	$ 27,953,135.47	$ 8,878,916.21	$ 1,097,394.00	$ 1,367,000.00
Sub-Total	$ (20,815,182.99)	$ (6,695,361.47)	$ (7,078,916.21)	$ (539,986.00)	$ (10,000.00)
Fund Balance:					
Applied or Transfers In	$ 2,505,000.00	$ 902,632.00	$ 2,500,000.00	$ -	$ -
(Retained) or (Transfer Out)	$ -	$ -	$ -	$ -	$ -
Required Tax Levy	$ (18,310,182.99)	$ (5,792,729.47)	$ (4,578,916.21)	$ (539,986.00)	$ (10,000.00)
Tax Levy Entered into Computer	$ 18,310,182.99	$ 5,792,729.47	$ 4,578,916.21	$ 539,986.00	$ 10,000.00
Total Levy Distributed as follows:					
Required Operational Tax Levy	$ 17,373,685.99	$ 5,792,729.47	$ 4,442,983.21	$ 539,986.00	$ 10,000.00
Required Special Tax Levy *	$ 936,497.00	$ -	$ 135,933.00	$ -	$ -
Required Debt Service Tax Levy	$ -	$ -	$ -	$ -	$ -
Total Tax Levy	$ 18,310,182.99	$ 5,792,729.47	$ 4,578,916.21	$ 539,986.00	$ 10,000.00

	Special Revenue Funds			Debt Service	Capital Projects
	Aging Services Fund 205	Soil & Water Con. Fund 207	Expo Fund 225	Debt Service Fund 301	Funds 400,402,405 406,407,408,409,410
REVENUES Budgeted	$ 3,284,887.00	$ 366,319.00	$ 687,812.00	$ -	$ -
EXPENDITURES Budgeted	$ 3,310,887.00	$ 745,685.00	$ 872,924.00	$ 2,822,002.00	$ -
Sub-Total	$ (26,000.00)	$ (379,366.00)	$ (185,112.00)	$ (2,822,002.00)	$ -
Fund Balance:					
Applied or Transfers In	$ -	$ -	$ 185,112.00	$ -	$ -
(Retained) or (Transfer Out)	$ -	$ -	$ -	$ -	$ -
Required Tax Levy	$ (26,000.00)	$ (379,366.00)	$ -	$ (2,822,002.00)	$ -
Tax Levy Entered into Computer	$ 26,000.00	$ 379,366.00	$ -	$ 2,822,002.00	$ -
Total Levy Distributed as follows:					
Required Operational Tax Levy	$ 26,000.00	$ 379,366.00	$ -	$ -	$ -
Required Special Tax Levy *	$ -	$ -	$ -	$ -	$ -
Required Debt Service Tax Levy	$ -	$ -	$ -	$ 2,822,002.00	$ -
Total Tax Levy	$ 26,000.00	$ 379,366.00	$ -	$ 2,822,002.00	$ -

	Proprietary Funds	Internal Service Fund		
	Highway Fund 607	Information Systems Fund 601	Illegal Realestate Taxes Charged Back	Grand Total Reported Funds
REVENUES Budgeted	$ 3,347,763.21	$ 2,710,559.00	$ -	$ 48,855,714.21
EXPENDITURES Budgeted	$ 3,347,763.21	$ 2,710,559.00	$ -	$ 87,407,640.88
Sub-Total	$ -	$ -	$ -	$ (38,551,926.67)
Fund Balance:				
Applied or Transfers In	$ -	$ -	$ -	$ 6,092,744.00
(Retained) or (Transfer Out)	$ -	$ -	$ -	$ -
Required Tax Levy	$ -	$ -	$ -	$ (32,459,182.67)
Tax Levy Entered into Computer	$ -	$ -	$ -	$ 32,459,182.67
Total Levy Distributed as follows:				
Required Operational Tax Levy	$ -	$ -	$ -	$ 28,564,750.67
Required Special Tax Levy *	$ -	$ -	$ -	$ 1,072,430.00
Required Debt Service Tax Levy	$ -	$ -	$ -	$ 2,822,002.00
Total Tax Levy	$ -	$ -	$ -	$ 32,459,182.67

THIS PAGE LEFT BLANK INTENTIONALLY

Budget - Departmental Presentation

Manitowoc County is required to present and adopt an annual budget pursuant to Wisconsin State Statute 65.90. The format for the budget that is prescribed is a budget by fund with information within the fund to be presented by major category. While this method is also endorsed by the Government Finance Officers Association (GFOA), it is a format the average citizen finds hard to understand. This section presents the County's Fund budget more in line by operating Department. Presenting it in this manner not only allows us to show additional information, but in a way that will be more comprehendable to the general public.

Index

Department / Activity	Fund Type	Responsible Director	Page A-
Aging Services (ADRC)	Special Revenue	Wendy Hutterer	1
Airport - Non-FBO	General	Greg Grotegut	2
Airport FBO	General	Greg Grotegut	3
Child Support	General	Kristine Damman	4
Clerk of Courts	General	Lynn Zigmunt	5
Finance Department	General	J.J. Gutman	6
Coroner	General	Curt Green *	7
Corporation Counsel	General	Peter Conrad	8
County Board	General	Tyler Martell (Chair) *	9
County Clerk	General	Jessica Backus *	10
District Attorney	General	Jacalyn LaBre *	11
Emergency Management	General	Travis Waack	12
Executive	General	Bob Ziegelbauer *	13
Family Court	General	Luke Levefe	14
Health Department	General	Stephanie lambert	15
Highway Department (County Work)	Special Revenue	Greg Grotegut	16
Highway Department (State / Local Work)	Enterprise	Greg Grotegut	17
Human Services	Special Revenue	Patricia Dodge	18
Information Systems	Internal Service	Gerry Neuser	19
Joint Dispatch	General	Travis Waack	20
Communications Equipment Activity	General	Gerry Neuser	21
Personnel	General	Chris Eisenschink	22
Planning & Zoning	General	Tim Ryan	23
Parks	General	Tim Ryan	24
Public Works	General	Gerry Neuser	25
Register in Probate	General	Patricia Koppa	26
Register of Deeds	General	Kristi Tuesburg *	27
Sheriff	General	Dan Hartwig *	28
Soil & Water	Special Revenue	Jerry Halverson	29
Treasurer	General	Amy Kocian *	30
UW Extension	General	Robert Burke	31
Veterans Service	General	Todd Brehmer	32
Library Grant	General	J.J. Gutman	33
Expo	Special Revenue	Gerry Neuser	34
Recycling Center	Special Revenue	Gerry Neuser	35
Solid Waste Disposal	Special Revenue	Gerry Neuser	36
Solid Waste Disposal Administration	General	Gerry Neuser	37
Board of Adjustment	General	Tim Ryan	38
Non-Department	General	J.J. Gutman	39
Debt Service Fund	Debt Service	J.J. Gutman	40
Capital Projects Fund	Capital Projects	Gerry Neuser / J.J. Gutman	41
Grand Total All Budgeted Funds			42

* = Elected Official

THIS PAGE LEFT BLANK INTENTIONALLY

Manitowoc County, Wisconsin

Department: **Aging Services ADRC**

Fund: Aging Services Special Revenue Fund

By Category	Experience 2021	Budget 2022	Six Months Experience 2022	Estimated Experience 2022	Budget 2023
Revenues:					
Property Taxes	$25,000	$25,000	$25,000	$25,000	$26,000
Intergovernmental Grants/Aid	1,967,931	2,000,825	852,295	1,970,661	2,121,103
Public Charges for Service	868,848	570,972	325,951	672,759	716,000
Intergovern Charges for Srvc	88,955	92,500	(88,955)	92,500	92,500
Other	318,105	310,324	165,411	341,285	355,284
Total Revenues	$3,268,839	$2,999,621	$1,279,701	$3,102,205	$3,310,887
Expenses:					
Personal Services	$1,765,614	$1,867,221	$875,787	$1,888,384	$1,898,115
Contracted Services	838,487	1,056,584	489,643	1,023,163	1,122,083
Operation & Maintenance	119,386	137,219	37,147	125,748	165,277
Fixed	25,787	24,404	28,299	31,013	34,723
Outlay	87,992	0	2,675	2,675	90,689
Total Expenses	$2,837,267	$3,085,428	$1,433,552	$3,070,983	$3,310,887
Other Sources & (Uses)					
Transfer From Fund Balance	$0	$85,807	$0	$0	$0
MAC Remodeling CPF	0	0	0	0	0
Total Other Sources & (Uses)	$0	$85,807	$0	$0	$0
Total Revenues and Other Sources Over (Under) Expenses & Other Uses	$431,571	$0	($153,851)	$31,222	$0

Authorized Full Time Equivalent Positions	25.56	25.56			25.56

Budget Expenditures by Program / Activity					
Health & Human Services:					
Aging Services Management	$29,359	$27,881	$13,867	$28,235	$45,000
Congregate Meals (IIIC1)	86,926	310,576	126,130	248,240	300,802
Chronic Disease Self Mgt CDSM	0	0	0	0	0
Home Delivered Meals (C2)	605,937	521,377	250,481	561,707	650,625
Elder Abuse Grant	35,330	35,330	0	0	0
Contracted Srvs (IIIB)	78,329	84,285	35,795	92,787	132,102
Aging & Disab Resource Cntr	998,852	1,065,737	505,107	1,180,500	1,201,734
ADRC Disab Benefit Spec	169,444	177,929	81,713	162,534	175,705
ADRC Prevention Grant	0	0	0	0	0
ADRC Dementia Care Spec Pilot	96,684	111,059	49,125	103,121	99,438
Alzheimers Care Giver Prgm	43,999	51,804	33,447	58,315	58,315
Family Care Giver Program	70,127	71,258	47,102	89,254	79,308
Specialized Transportation	333,467	301,690	147,166	253,160	256,369
Transp-New Freedom Grant	88,044	111,148	40,621	89,500	79,088
Benefits Advocacy	155,067	159,840	76,623	152,679	176,239
SHIP/SPAP/MMA St Health Ins	0	0	0	0	0
Information & Assistance	45,702	55,514	26,375	50,951	56,162
Total	$2,837,267	$3,085,428	$1,433,552	$3,070,983	$3,310,887

The Aging & Disability Resource Center provides information and support to individuals 60 and older, and serves those with disabilities aged 18-59.70,070 meals were delivered in 2021 to individuals who are home bound, while 2,152 meals were served in the congregate meal sites. 995 elderly sought support from the Elder Benefit Specialist, which resulted in these individuals receiving recurring benefits and medical insurance benefits over a twelve month period exceeding $7,806,148 in 2021. The Disability Benefit Specialists worked with 454 individuals who received recurring benefits over a twelve month period in 2021 exceeding $2,225,944. The transportation program assisted in providing 642 one-way rides for the elderly and disabled to medical appointments, nutrition programs and supported employment opportunities. Information and Assistance Specialists provide information and assistance to individuals with an intellectual developmental disability or physical disability ages 18 and older, along with the elderly population and average 497 calls or face to face visits each month.

Manitowoc County, Wisconsin

Department: **Airport - Non-FBO Functions**

Fund: Member of the General Fund

By Category	Experience 2021	Budget 2022	Six Months Experience 2022	Estimated Experience 2022	Budget 2023
Revenues:					
Intergovernmental Grants/Aid	$13,000	$0	$32,000	$32,000	$0
Other	83,346	75,473	25,046	95,644	86,962
Total Revenues	$96,346	$75,473	$57,046	$127,644	$86,962
Expenses:					
Personal Services	$132,893	$135,437	$62,573	$169,829	$134,517
Contracted Services	31,100	29,091	15,368	28,343	41,047
Operation & Maintenance	34,284	34,875	20,675	33,998	49,200
Fixed	21,396	19,328	22,668	22,667	22,930
Outlay	9,880	68,300	41,272	41,271	32,200
Total Expenses	$229,553	$287,031	$162,556	$296,108	$279,894
Other Sources & (Uses)					
Transfer From Fund Balance	$0	$0	$0	$0	$0
Total Revenues and Other Sources Over (Under) Expenses & Other Uses	($133,207)	($211,558)	($105,510)	($168,464)	($192,932)
Property Taxes of this amount support this activity within the General Fund		$211,558			$192,932

Authorized Full Time Equivalent Positions	Included within the Highway Department FTE report.

Budget Expenditures by Program / Activity					
Public Works:					
Airport	$229,553	$287,031	$162,556	$296,108	$279,894

The Manitowoc County Highway Department is responsible for the following activities at the Airport: Works with the FAA and Bureau of Aeronautics for airport funding for improvement projects; Issues NOTAMS (Notice to Airmen) for safety and security; Maintains county owned buildings; Performs maintenance on county equipment; Maintains runways, taxiways, ramps, parking lot, lights and signs; Performs snow removal and grass cutting; maintains perimeter fence and gates.

The Manitowoc County Airport plays a critical role in fostering business growth and economic development. The airport provides facilities for emergency medical flight, law enforcement, agricultural spraying and many other important community services. The County Airport provided an estimated $3 million in economic output, supported over 40 jobs and contributed over $1 million in personal income to the local area.

Manitowoc County, Wisconsin

Department: **Airport - FBO Functions**

Fund: Member of the General Fund

By Category	Experience 2021	Budget 2022	Six Months Experience 2022	Estimated Experience 2022	Budget 2023
Revenues:					
Intergovernmental Grants/Aid	$0	$0	$0	$0	$0
Other	120,847	74,857	44,079	44,079	70,600
Total Revenues	$120,847	$74,857	$44,079	$44,079	$70,600
Expenses:					
Personal Services	$88,681	$95,718	$49,235	$49,234	$107,273
Contracted Services	11,914	12,624	5,436	5,437	12,975
Operation & Maintenance	28,409	10,616	6,958	6,956	13,325
Total Expenses	$129,429	$118,958	$61,615	$61,613	$133,573
Other Sources & (Uses)					
Transfer From Fund Balance	$0	$0	$0	$0	$0
Total Revenues and Other Sources Over (Under) Expenses & Other Uses	($8,582)	($44,101)	($17,536)	($17,534)	($62,973)
Property Taxes of this amount support this activity within the General Fund		$44,101			$62,973

Authorized Full Time Equivalent Positions	Included within the Highway Department FTE report.

Budget Expenditures by Program / Activity					
Public Works:					
Airport	$129,429	$118,958	$61,615	$61,613	$133,573

Beginning December 1, of 2013, Manitowoc County became the fixed based operator at the County Airport after Lakeshore Aviation closed its doors. As the fixed based operator, Manitowoc County provides for the following services either directly or by contract: Aircraft fueling; Aircraft maintenance; Flight instruction; Aircraft rental; Aircraft Charter; Light sport aircraft pilot license; Aircraft sales; Aerial photography.

Manitowoc County, Wisconsin

Department: **Child Support**

Fund: Member of the General Fund

By Category	Experience 2021	Budget 2022	Six Months Experience 2022	Estimated Experience 2022	Budget 2023
Revenues:					
Intergovernmental Grants/Aid	$911,798	$850,000	$160,457	$775,000	$905,000
Public Charges for Service	24,322	20,000	14,575	20,000	20,000
Total Revenues	$936,119	$870,000	$175,033	$795,000	$925,000
Expenses:					
Personal Services	$605,529	$667,875	$284,138	$678,387	$704,005
Contracted Services	223,843	275,225	115,495	89,366	289,108
Operation & Maintenance	21,931	38,100	7,837	31,800	44,650
Fixed	5,266	7,791	5,924	4,500	5,924
Outlay	0	0	13,505	15,500	2,500
Total Expenses	$856,570	$988,991	$426,899	$819,553	$1,046,187
Other Sources & (Uses)					
Transfer From Fund Balance	$0	$0	$0	$0	$0
Total Revenues and Other Sources Over (Under) Expenses & Other Uses	$79,550	($118,991)	($251,866)	($24,553)	($121,187)
Property Taxes of this amount support this activity within the General Fund		$118,991			$121,187
Authorized Full Time Equivalent Positions	9.00	9.00 *			9.00

* Corporation Counsel's Office dedicates 1 attorney to this program which is accounted for in their FTE report. Funds for the position however are included in this budget.

Budget Expenditures by Program / Activity					
Health & Human Services:					
Child Support	$265,682	$287,556	$129,926	$279,148	$315,522
Child Support-(Dedicated)	542,704	647,141	268,389	480,337	664,453
Child Support-(Mixed)	48,184	54,294	28,584	60,068	66,212
Total	$856,570	$988,991	$426,899	$819,553	$1,046,187

The Child Support Agency provides child support enforcement and collection services and paternity establishment.
There were 3,981 active enforcement cases in our office at the end of 2021. One of the primary objectives of our office is to enforce child support orders which lessen the amount of public benefits and therefore lessen the burden on taxpayers.

Manitowoc County, Wisconsin

Department: **Clerk of Courts**

Fund: Member of the General Fund

By Category	Experience 2021	Budget 2022	Six Months Experience 2022	Estimated Experience 2022	Budget 2023
Revenues:					
Intergovernmental Grants/Aid	$320,106	$321,128	$124,564	$322,423	$323,784
Fines/Forfeits/Penalties	237,915	270,000	107,160	240,000	270,000
Public Charges for Service	270,611	225,000	147,472	250,000	250,000
Intergovern Charges for Srvc	22,386	20,500	10,219	20,500	20,500
Other	0	0	0	0	0
Total Revenues	$851,018	$836,628	$389,415	$832,923	$864,284
Expenses:					
Personal Services	$1,159,640	$1,239,317	$531,371	$26,475	$1,294,495
Contracted Services	183,469	197,377	91,267	200,816	224,783
Operation & Maintenance	209,937	85,123	18,896	90,723	110,170
Outlay	0	0	0	0	7,200
Total Expenses	$1,553,046	$1,521,817	$641,534	$318,014	$1,636,648
Other Sources & (Uses)					
Transfer From Fund Balance	$0	$0	$0	$0	$0
Total Revenues and Other Sources Over (Under) Expenses & Other Uses	($702,027)	($685,189)	($252,119)	$514,909	($772,364)
Property Taxes of this amount support this activity within the General Fund		$685,189			$772,364
Authorized Full Time Equivalent Positions	19.00 *	19.00			20.00

* One Judicial Assistant position was moved from the Family court budget where it is funded to the Clerk of Courts table of organization for 2015. Reclassed a .8 FTE Records Clerk position to 1.0 FTE County Clerks position.

Budget Expenditures by Program / Activity					
General Government - Judicial:					
Circuit Court Costs	$1,553,046	$1,521,817	$641,534	$318,014	$1,636,648

The Clerk of Courts Office maintains records management system for all court documents, records and exhibits for circuit courts. Provides support personnel for the circuit courts and court commissioners in traffic, criminal, civil, small claims, family, paternity and juvenile matters. Responsible for initiating new case filings and maintaining judgment/lien docket; collection and disbursement of various fees, fines and forfeitures; qualifying, selecting and notifying jurors for service to the three circuit courts; contracting with interpreters to provide language and/or hearing impaired interpretation service for court proceedings.
Case filings for 2021: Civil – 611; Criminal – 1,425; Family/Paternity – 605; Juvenile – 294; Small Claims – 1,759; Traffic/Criminal Traffic/Forfeiture – 5,173.

Manitowoc County, Wisconsin

Department: **Comptroller**

Fund: Member of the General Fund

By Category	Experience 2021	Budget 2022	Six Months Experience 2022	Estimated Experience 2022	Budget 2023
Revenues:					
Intergovern Charges for Srvc	$0	$0	$0	$0	$0
Other	75	0	30	0	0
Total Revenues	$75	$0	$30	$0	$0
Expenses:					
Personal Services	$421,518	$385,395	$181,611	$385,395	$415,031
Contracted Services	251,102	256,210	156,555	256,210	298,871
Operation & Maintenance	16,508	21,305	11,715	21,305	30,590
Fixed	125,459	141,209	132,762	142,862	131,257
Outlay	2,860	0	0	0	0
Total Expenses	$817,446	$804,119	$482,643	$805,772	$875,749
Other Sources & (Uses)					
Transfer From Fund Balance	$0	$0	$0	$0	$0
Total Revenues and Other Sources Over (Under) Expenses & Other Uses	($817,371)	($804,119)	($482,613)	($805,772)	($875,749)
Property Taxes of this amount support this activity within the General Fund		$804,119			$875,749
Authorized Full Time Equivalent Positions	4.00	4.00			4.00

Budget Expenditures by Program / Activity					
General Government - Financial Administration:					
Comptroller	$691,987	$662,910	$349,881	$662,910	$744,492
Insurances - General Fund	125,459	141,209	132,762	142,862	131,257
Total	$817,446	$804,119	$482,643	$805,772	$875,749

Provides service and support to all departments, agencies, boards and commissions of the County related to financial and accounting matters. The Comptrollers Office is responsible for the development/maintenance and administration of a central accounting system including but not limited to payroll, accounts payable, general ledger, receipting and reporting. The office also handles the County's property and liability insurances and contracts for the purchase of all office supplies. It also administers the County's copy machine contract and contract for office supplies for all departments. The Department also administers the County's Revolving Loan Fund Program available to Manitowoc County Businesses and Farms. During the course of a year, we process in excess of 20,000 accounts payable checks, 10,600 direct deposit payroll transactions, maintain a chart-of-accounts in excess of 25,000 accounts to account for all the activities of the County, and have 2 active revolving loan fund loans.

Manitowoc County, Wisconsin

Department: **Coroner**

Fund: Member of the General Fund

By Category	Experience 2021	Budget 2022	Six Months Experience 2022	Estimated Experience 2022	Budget 2023
Revenues:					
Public Charges for Service	$70,870	$60,000	$34,875	$68,000	$68,000
Other	0	0	0	0	0
Total Revenues	$70,870	$60,000	$34,875	$68,000	$68,000
Expenses:					
Personal Services	$199,748	$200,597	$107,065	$218,822	$223,083
Contracted Services	90,294	81,165	49,185	95,915	104,858
Operation & Maintenance	11,278	19,410	8,354	19,850	20,355
Fixed	709	659	792	792	659
Outlay	0	3,100	1,754	0	0
Total Expenses	$302,028	$304,931	$167,151	$335,379	$348,955
Other Sources & (Uses)					
Transfer From Fund Balance	$0	$0	$0	$0	$0
Total Revenues and Other Sources Over (Under) Expenses & Other Uses	($231,158)	($244,931)	($132,276)	($267,379)	($280,955)
Property Taxes of this amount support this activity within the General Fund		$244,931			$280,955
Authorized Full Time Equivalent Positions	1.00	1.00			1.00
Budget Expenditures by Program / Activity					
General Government - Judicial:					
Coroner	$302,028	$304,931	$167,151	$335,379	$348,955

The Coroner's Office provides professional, accurate and legally defensible investigation into deaths. Governed by Wisconsin State Statutes Chpt. 979, the office also issues cremation permits and disinterment permits. In 2021, the Coroner's Office opened and worked 754 cases.

Manitowoc County, Wisconsin

Department: **Corporation Counsel**

Fund: Member of the General Fund

By Category	Experience 2021	Budget 2022	Six Months Experience 2022	Estimated Experience 2022	Budget 2023
Revenues:					
Public Charges for Service	$0	$0	$0	$0	$0
Intergovern Charges for Srvc	0	0	0	0	0
Other	3	0	3	0	0
Total Revenues	$3	$0	$3	$0	$0
Expenses:					
Personal Services	$397,635	$419,717	$196,096	$0	$434,025
Contracted Services	25,883	35,336	15,091	35,336	44,249
Operation & Maintenance	8,228	11,200	4,618	10,715	11,200
Total Expenses	$431,746	$466,253	$215,805	$46,051	$489,474
Other Sources & (Uses)					
Transfer From Fund Balance	$0	$0	$0	$0	$0
Total Revenues and Other Sources Over (Under) Expenses & Other Uses	($431,743)	($466,253)	($215,802)	($46,051)	($489,474)
Property Taxes of this amount support this activity within the General Fund		$466,253			$489,474
Authorized Full Time Equivalent Positions	5.00	5.00			5.00

One attorney's position is funded in the Child Support budget.

Budget Expenditures by Program / Activity					
General Government - Legal:					
Corporation Counsel	$431,746	$466,253	$215,805	$46,051	$489,474

Corporation Counsel provides necessary civil legal services to Manitowoc County government and its boards, commissions, committees, councils, departments, employees, officers, offices, and officials with respect to their official duties. It also represents the public interest in cases involving children in need of protection and services, involuntary terminations of parental rights, some guardianships, mental and alcohol commitments, and protective placements.

During the last fiscal year 2021, Corporation Counsel opened 501 files on matters related to the operation of Manitowoc County government, represented Manitowoc County in 54 civil matters filed in State and Federal Court, and represented the public interest in an additional 268 cases in State court. While Corporation Counsel represents the legal interests of Manitowoc County government and the public, it does not represent or provide legal advice to businesses, individuals, or other municipalities.

Manitowoc County, Wisconsin

Department: **County Board**

Fund: Member of the General Fund

By Category	Experience 2021	Budget 2022	Six Months Experience 2022	Estimated Experience 2022	Budget 2023
Revenues:					
Other	$0	$0	$0	$0	$0
Total Revenues	$0	$0	$0	$0	$0
Expenses:					
Personal Services	$88,734	$90,576	$45,283	$90,576	$90,576
Contracted Services	35,455	28,859	23,669	28,859	37,860
Operation & Maintenance	25,099	28,880	21,747	29,633	30,050
Total Expenses	$149,287	$148,315	$90,700	$149,068	$158,486
Other Sources & (Uses)					
Transfer From Fund Balance	$0	$0	$0	$0	$0
Total Revenues and Other Sources Over (Under) Expenses & Other Uses	($149,287)	($148,315)	($90,700)	($149,068)	($158,486)
Property Taxes of this amount support this activity within the General Fund		$148,315			$158,486
Elected County Board of Supervisors	25.00	25.00			25.00

Budget Expenditures by Program / Activity					
General Government - Legislative:					
County Board	$149,287	$148,315	$90,700	$149,068	$158,486

The County Board is the legislative branch of County Government. It has a monthly meeting during the course of the year with the month of October and sometimes November having multiple meetings as they address the up coming years budget. Each supervisor is assigned to one or more standing committees of the county board along with appointment to one or more other boards or commissions.

Manitowoc County, Wisconsin

Department: **County Clerk**

Fund: Member of the General Fund

By Category	Experience 2021	Budget 2022	Six Months Experience 2022	Estimated Experience 2022	Budget 2023
Revenues:					
Licenses and Permits	$30,551	$21,000	$13,987	$24,600	$21,200
Public Charges for Service	256	0	311	311	0
Intergovern Charges for Srvc	100	0	25	0	0
Other	121	0	0	0	0
Total Revenues	$25,986	$21,000	$14,322	$24,911	$21,200
Expenses:					
Personal Services	$193,434	$197,930	$95,593	$198,425	$206,537
Contracted Services	88,425	124,850	54,191	113,650	125,273
Operation & Maintenance	90,289	144,550	75,784	123,266	149,500
Fixed	6,326	6,400	4,605	6,610	6,650
Total Expenses	$378,474	$473,730	$230,174	$441,951	$487,960
Other Sources & (Uses)					
Transfer From Fund Balance	$0	$0	$0	$0	$0
Total Revenues and Other Sources Over (Under) Expenses & Other Uses	($352,488)	($452,730)	($215,851)	($417,040)	($466,760)
Property Taxes of this amount support this activity within the General Fund		$452,730			$466,760
Authorized Full Time Equivalent Positions	3.00	3.00			3.00

Budget Expenditures by Program / Activity					
General Government - General Administration:					
County Clerk	$226,110	$232,855	$112,925	$228,571	$245,710
Central Mailing - Clerk	61,320	59,250	46,163	58,760	63,900
Central Duplicating - Clerk	48,910	63,000	41,367	66,000	60,000
Elections - Clerk	42,135	118,625	29,719	88,620	118,350
Elections - SVRS	0	0	0	0	0
Total	$378,474	$473,730	$230,174	$441,951	$487,960

The County Clerks Office issues marriage licenses, domestic partnerships, conservation licenses (i.e. hunting/fishing licenses), all terrain vehicle and boat registration, County Board records, election records, work permits, notary service, passports and passport photos, county department mail, printing, county parking lot permits for the public, publishes the Official County Directory, Statistical Report of Property Values, and the County Board Proceedings Book.

On an annual basis, the County Clerk's Office issues approximately 410 marriage licenses, spends $100,000 in postage for outgoing mail, processes approximately 725 passports, and takes over 350 photos. It also administers two to four elections per year, provides clerical services to thirteen County Board meetings, and has three official publications.

Manitowoc County, Wisconsin

Department: **District Attorney**

Fund: Member of the General Fund

By Category	Experience 2021	Budget 2022	Six Months Experience 2022	Estimated Experience 2022	Budget 2023
Revenues:					
Intergovernmental Grants/Aid	$27,566	$34,000	$18,916	$36,248	$34,000
Public Charges for Service	745	700	169	500	700
Total Revenues	$28,311	$34,700	$19,085	$36,748	$34,700
Expenses:					
Personal Services	$334,622	$405,819	$185,781	$407,319	$411,745
Contracted Services	43,507	72,525	28,703	71,625	78,718
Operation & Maintenance	28,236	44,200	14,095	40,250	44,850
Outlay	0	0	0	0	0
Total Expenses	$406,365	$522,544	$228,580	$519,194	$535,313
Other Sources & (Uses)					
Transfer From Fund Balance	$0	$0	$0	$0	$0
Total Revenues and Other Sources Over (Under) Expenses & Other Uses	($378,054)	($487,844)	($209,495)	($482,446)	($500,613)
Property Taxes of this amount support this activity within the General Fund		$487,844			$500,613
Authorized Full Time Equivalent Positions	5.00	5.00			6.00
Budget Expenditures by Program / Activity					
General Government - Legal:					
District Attorney	$406,365	$522,544	$228,580	$519,194	$535,313

The District Attorneys Office prosecutes felony, misdemeanor, traffic, ordinances and juvenile delinquency matters. Attorney's provide advice to law enforcement as well as the Department of Human Services. The office works and coordinates investigations and prosecutions with law enforcement agencies, other District Attorney's Offices, State Agencies and Federal Authorities. Within the District Attorney's office the Victim/Witness Coordinator assists victims and witnesses with the criminal justicte system. During 2021, the DA's Office filed 1015 felony complaints, 508 criminal traffice complaints, 104 juvenile petitions, 655 misdemeanor complaints, and had staff assist with approximately 4,439 victim contacts.

Manitowoc County, Wisconsin

Department: **Emergency Management**

Fund: Member of the General Fund

By Category	Experience 2021	Budget 2022	Six Months Experience 2022	Estimated Experience 2022	Budget 2023
Revenues:					
Intergovernmental Grants/Aid	$91,174	$100,864	($0)	$100,864	$111,123
Public Charges for Service	221,994	290,000	36,573	291,000	236,000
Total Revenues	$313,168	$390,864	$36,573	$391,864	$347,123
Expenses:					
Personal Services	$172,230	$189,929	$87,266	$181,531	$203,653
Contracted Services	63,745	79,513	39,454	76,813	113,112
Operation & Maintenance	139,778	205,754	35,214	207,437	147,800
Fixed	1,417	2,282	1,525	1,524	2,265
Outlay	13,259	11,500	2,165	11,500	11,500
Total Expenses	$390,429	$488,978	$165,622	$478,805	$478,330
Other Sources & (Uses)					
Transfer From Fund Balance	$0	$0	$0	$0	$0
Total Revenues and Other Sources Over (Under) Expenses & Other Uses	($77,261)	($98,114)	($129,049)	($86,941)	($131,207)
Property Taxes of this amount support this activity within the General Fund		$98,114			$131,207
Authorized Full Time Equivalent Positions	1.75	2.00			2.00

Budget Expenditures by Program / Activity					
Public Safety - Emergency Government:					
Emergency Management	$139,776	$152,257	$80,239	$145,641	$192,491
Emerg Mgmt - Nuclear Prepa	219,472	290,643	72,598	290,000	238,459
Emerg Mgmt - SARA & LEPC	0	0	0	0	0
Emerg Mgmt - EPCRA / LEPC	19,524	23,812	6,915	23,360	24,931
Emerg Mgmt - HAZMAT	11,656	22,266	5,872	19,804	22,449
Emerg Mgmt - Home Land Secu	0	0	0	0	0
Total	$390,429	$488,978	$165,622	$478,805	$478,330

The purpose of the Manitowoc County Emergency Management program is to assist government and volunteer agencies in protecting lives, property, and the environment before, during, and after major technological or natural emergencies. Develop and maintain County emergency response plans; disaster relief information; Emergency Planning and Community Right-to-Know Act (EPCRA) facility plans; public education information; administrative office for Hazmat Team and Critical Incident Stress Management Team (CISM); headquarters for County Emergency Operations Center (EOC); speaker services; and emergency response training.

The Department participates in monthly communications drill with Point Beach Nuclear Plant; and annual full scale nuclear plant exercise evaluated by the Federal Emergency Management Agency; either a table top or functional exercise with one of our EPCRA facilities; and annual tornado awareness exercises.

Manitowoc County, Wisconsin

Department: **Executive**

Fund: Member of the General Fund

By Category	Experience 2021	Budget 2022	Six Months Experience 2022	Estimated Experience 2022	Budget 2023
Revenues:					
Other	$0	$0	$0	$0	$0
Total Revenues	$0	$0	$0	$0	$0
Expenses:					
Personal Services	$110,126	$114,732	$53,571	$114,732	$120,336
Contracted Services	19,959	16,316	8,762	16,316	22,053
Operation & Maintenance	0	200	0	200	0
Total Expenses	$130,084	$131,248	$62,333	$131,248	$142,389
Other Sources & (Uses)					
Transfer From Fund Balance	$0	$0	$0	$0	$0
Total Revenues and Other Sources Over (Under) Expenses & Other Uses	($130,084)	($131,248)	($62,333)	($131,248)	($142,389)
Property Taxes of this amount support this activity within the General Fund		$131,248			$142,389
Authorized Full Time Equivalent Positions	1.00	1.00			1.00

Budget Expenditures by Program / Activity					
General Government - Administration:					
Executive	$130,084	$131,248	$62,333	$131,248	$142,389

The chief administrative and executive officer for the county. Coordinates and directs most administrative and management functions of the county, appoints and supervises the heads of most county departments, appoints the members of most Boards and Commissions, and submits the annual budget to the County Board. Responsible for approving or vetoing county resolutions and ordinances.

The Budget process begins in late summer with consultation with the various county operating departments ending in submission of the Executive's formal budget proposal to the County Board in early October followed by a public hearing at the annual Board meeting on the last Monday in October. Typically the County Board deliberates on the budget throughout October and November with final passage of the tax levy and budget for the following year occurring prior to December 1st.

Manitowoc County, Wisconsin

Department: **Family Court**

Fund: Member of the General Fund

By Category	Experience 2021	Budget 2022	Six Months Experience 2022	Estimated Experience 2022	Budget 2023
Revenues:					
Public Charges for Service	$14,330	$13,460	$5,473	$10,920	$10,920
Intergovern Charges for Srvc	151,545	172,747	81,107	169,160	170,378
Other	0	0	0	0	0
Total Revenues	$165,875	$186,207	$86,579	$180,080	$181,298
Expenses:					
Personal Services	$184,905	$194,291	$94,811	$189,623	$212,680
Contracted Services	47,488	52,342	23,519	52,102	64,699
Operation & Maintenance	2,389	4,650	1,775	3,628	5,025
Total Expenses	$234,782	$251,283	$120,106	$245,353	$282,404
Other Sources & (Uses)					
Transfer From Fund Balance	$0	$0	$0	$0	$0
Total Revenues and Other Sources Over (Under) Expenses & Other Uses	($68,907)	($65,076)	($33,526)	($65,273)	($101,106)
Property Taxes of this amount support this activity within the General Fund		$65,076			$101,106
Authorized Full Time Equivalent Positions	1.00 *	1.00			1.00

* 1 Position was moved in the table of organization to the Clerk of Courts Office, but is fully funded in this activity.

Budget Expenditures by Program / Activity					
General Government - Judicial:					
Family Court Commissioner	$234,782	$251,283	$120,106	$245,353	$282,404

As judicial officers, the Family Court Commissioners hear and decide family, small claims and other criminal & civil cases. As Director of Family Court Counseling, the Family Court Commissioners coordinate mediation and educational services for parties involved in family court litigation, and appoint Guardians ad Litem to represent the best interests of the children. Our goal is to promote harmony for both children and parents in non-intact families and render decisions in accordance with custody and support laws. Every year there are approximately 1,200 contested family hearings and 150 domestic violence and harassment injunction hearings held, in addition to the other civil and criminal matters heard. 800 new divorce and paternity cases are generally filed earch year.

Manitowoc County, Wisconsin

Department: **Health Department**

Fund: Member of the General Fund

By Category	Experience 2021	Budget 2022	Six Months Experience 2022	Estimated Experience 2022	Budget 2023
Revenues:					
Intergovernmental Grants/Aid	$1,115,545	$976,710	$281,118	$1,190,403	$909,066
Public Charges for Service	230,726	232,250	198,673	262,290	242,250
Intergovern Charges for Srvc	(13)	1,000	1,312	2,600	2,000
Other	0	0	0	0	0
Total Revenues	$1,346,258	$1,209,960	$481,104	$1,455,293	$1,153,316
Expenses:					
Personal Services	$1,880,180	$1,593,439	$810,032	$1,522,809	$1,646,298
Contracted Services	83,624	74,259	46,813	69,202	128,479
Operation & Maintenance	66,239	70,231	35,790	57,479	54,052
Fixed	33,998	11,106	12,607	11,106	12,607
Total Expenses	$2,097,089	$1,749,035	$913,480	$1,669,396	$1,841,436
Other Sources & (Uses)					
Transfer From Fund Balance	$0	$0	$0	$0	$0
Total Revenues and Other Sources Over (Under) Expenses & Other Uses	($750,831)	($539,075)	($432,376)	($214,103)	($688,120)
Property Taxes of this amount support this activity within the General Fund		$539,075			$688,120
Authorized Full Time Equivalent Positions	20.01	20.01			21.10

Budget Expenditures by Program / Activity					
Health & Human Services - Public Health					
PHS - Communicable Dis Prev	6,291	0	5,782	5,783	6,100
PHS - Covid-19 Pandemic	617,094	279,814	165,457	316,198	98,088
PHS - Prevention Block Grant	14,765	9,382	0	7,505	9,360
PHS - GPR Lead	13,370	9,938	6,943	10,446	11,555
ARPA 3/3/21 - 12/31/24	13,684	203,246	162,107	222,614	61,062
PHS - Healthy Start	25,823	19,712	14,516	26,127	32,219
PHS - IAP Immunization Grant	16,297	11,603	9,098	17,816	16,132
PHS - Vaccination Suppl #4	8,057	30,445	20,962	70,861	50,699
PHEP DWD Supplment	0	0	30,158	50,096	25,881
PHS - Bioter/PHEP	106,341	62,807	14,706	30,126	1,851
PHS - WIC Program Admin	23,344	33,792	8,562	15,716	17,974
PHS - WIC Nutrition	105,064	106,389	57,341	105,776	98,114
PHS - WIC Breast Feeding	23,612	23,324	11,885	21,770	21,441
PHS - WIC Client Services	110,034	107,077	54,338	108,675	99,722
PHS - Adminstrative Support	116,300	82,778	70,413	110,770	206,646
PHS - Environmental Health	267,788	292,315	134,614	268,928	327,089
PHS - General Public Health	629,223	476,413	146,598	280,189	757,503
Total	$2,097,089	$1,749,035	$913,480	$1,669,396	$1,841,436

The Health Department exists to promote and protect the health of the residents. The WIC program sees 1,400 clients monthly. The Sanitarians regulate 625 licensed establishments and 94 wells. The nursing program provides immunizations, prenatal care coordination, communicable disease prevention and control and community health promotion.

For additional information on programs and services of the Health Department please go to the County web page, http://www.co.manitowoc.wi.us/departments/d-h/health-department/ to find our annual report.

Manitowoc County, Wisconsin

Department: **Highway Department**

Fund: Highway Department Special Revenue Fund

By Category	Experience 2021	Budget 2022	Six Months Experience 2022	Estimated Experience 2022	Budget 2023
Revenues:					
Property Taxes	$2,710,837	$4,213,592	$4,213,592	$0	$4,442,983
Bridge Aid Prop Taxes	225,485	338,983	338,983	0	135,933
Intergovernmental Grants/Aid	1,623,899	1,719,328	429,905	0	1,800,000
Other	0	0	0	0	0
Total Revenues	$4,560,221	$6,271,903	$4,982,480	$0	$6,378,916
Expenses:					
Contracted Services	$319,014	$362,151	$141,773	$0	$526,925
Operation & Maintenance	5,209,455	5,909,752	2,236,769	0	8,351,991
Outlay	0	0	0	0	0
Total Expenses	$5,528,969	$6,271,903	$2,378,542	$0	$8,878,916
Other Sources & (Uses)					
Transfer From Fund Balance	$0	$0	$0	$0	$0
General Fund	$0	$0	$0	$0	$0
Sales of Note OR BONDS	$1,000,000	$0	$0	$0	$2,500,000
Total Other Sources & (Uses)	$1,000,000	$0	$0	$0	$2,500,000
Total Revenues and Other Sources Over (Under) Expenses & Other Uses	$31,252	$0	$2,603,937	$0	$0

Authorized Full Time Equivalent Positions	Highway FTE accounted for in Highway Department Enterprise Fund

Budget Expenditures by Program / Activity					
Public Works:					
Hwy Admin SRF (GRANTS)	$0	$0	$0	$0	$0
County Road Maintenance	2,172,567	1,794,500	747,520	0	2,353,564
County Road/Brdg Construction	2,335,461	3,138,420	710,429	0	5,359,419
County Winter Snow Removal	795,457	1,000,000	581,610	0	1,030,000
Town Bridge Aid	225,485	338,983	338,983	0	135,933
Total	$5,528,969	$6,271,903	$2,378,542	$0	$8,878,916

The Highway Department Special Revenue Fund exists to pay for work done by the Highway Department Enterprise Fund on the County trunk system. It is this Fund where State Aids and the Property Tax Levy for the County System are accounted for. The County receives State Aids for our system based upon formulas established by the State of Wisconsin. Property Taxes make up the difference for paying the Highway Department for maintaining and constructing our County trunk system. Town Bridge Aids is a program established by the State to help the Towns pay for constructing and maintaining their local bridges. All Towns participate in this program and share one-half of each others costs which is apportioned based upon their equalized value. The other half of their cost is based upon their Towns petitioned amount.

Manitowoc County, Wisconsin

Department: **Highway Department**

Fund: Highway Department Enterprise Fund

By Category	Experience 2021	Budget 2022	Six Months Experience 2022	Estimated Experience 2022	Budget 2023
Revenues:					ERROR
Property Taxes	$0	$0	$0	$0	$0
Public Charges for Service	$99,988	$74,895	$48,972	$74,850	$98,541
Intergovern Charges for Srvc	2,676,438	2,601,590	1,232,544	2,600,520	2,933,590
Other	428,578	294,306	221,195	290,000	315,632
Total Revenues	$3,205,004	$2,970,791	$1,502,710	$2,965,370	$3,347,763
Expenses:					
Personal Services	$6,474,359	$4,083,572	$3,195,990	$4,083,572	$4,346,828
Contracted Services	536,404	1,134,775	484,063	1,134,775	2,408,859
Operation & Maintenance	11,414,936	6,197,275	4,806,163	6,197,275	8,096,548
Fixed	925,946	932,379	464,411	932,379	980,447
County Charges Reimbursed - (WORK PERFORMED FOR THE HIGHWAY SPECIAL REVENUE FUND)	(5,302,984)	(5,932,920)	(2,039,559)	(5,932,920)	(8,720,992)
Shop/Tool/Fuel Handling/Machinery/Bldg. & Grnds/ etal. Cost Pool Revenues	(10,526,522)	(3,444,290)	(4,882,493)	(3,444,290)	(3,763,927)
Pension	(235,606)	0	0	0	0
Outlay	0	0	0	0	0
Debt Service	0	0	0	0	0
Total Expenses	$3,286,533	$2,970,791	$2,028,575	$2,970,791	$3,347,763
Other Sources & (Uses)					
Transfer From Fund Balance	$0	$0	$0	$0	$0
Total Other Sources & (Uses)	$0	$0	$0	$0	$0
Total Revenues and Other Sources Over (Under) Expenses & Other Uses	($81,528)	$0	($525,864)	($5,421)	($0)

Authorized Full Time Equivalent Positions	49.00	54.00			53.00

Budget Expenditures by Program / Activity					
Public Works:					
Administration-Hwy C/P	$485,606	$527,869	$227,193	$7,129,654	$560,502
Shingle Recycling C/P	$0	$0	$0	$0	$0
Patrol Supervision	236,766	233,851	118,292	5,218,347	234,164
Cost Pool Expenses	3,382,325	3,400,624	1,916,173	0	3,972,868
Paving - Bid Jobs	472,468	387,660	156,562	0	477,500
County-Road Maintenance	2,047,236	1,692,925	728,859	0	2,200,344
County-Road Construction	2,192,125	2,960,773	713,309	0	5,035,310
County-Winter Snow Removal	750,108	943,397	548,688	0	971,698
State-Road Maint/Construct	1,864,673	1,885,157	994,363	0	1,958,716
Other Local Govt Road M&C	131,297	186,200	74,707	0	184,000
County Depts Nonroad Srvcs	63,860	100,000	47,050	0	210,000
Non Govt (Public) Service	53,865	29,545	11,690	0	25,000
Sub-Total	11,680,329	12,348,001	5,536,886	12,348,001	15,830,102
Hwy P/R Clearing Accounts	(402,190)	0	20,221	0	2,580
County Charges Reimbursed HWY SRF	(5,302,984)	(5,932,920)	(2,039,559)	(5,932,920)	(8,720,992)
Cost Pool Revenues	(2,688,623)	(3,444,290)	(1,488,973)	(3,444,290)	(3,763,927)
Total	$3,286,533	$2,970,791	$2,028,575	$2,970,791	$3,347,763

The Manitowoc County Highway Department is responsible for maintaining all of the State Trunk Highway System within Manitowoc County, including I-43. We are also responsible for all of the maintenance and construction of our County Trunk System.

County Road Summer Maintenance: This includes: patching, cracksealing, wedging/rut filling, milling, grinding bumps, sweeping pavement, traffic control, surveillance, repairing joints, punchouts/blowups, drainage, safety appurtenances, sealcoating, shoulder maintenance, mowing, roadside vegetation control, bridge inspection and repair, signing, pavement marking, litter pickup, culvert replacement, and concrete pavement repair. Our department also performs these same functions for the Department of Transportation.

County Road Winter Maintenance: Winter maintenance includes drift prevention, the application of sand, salt, and chlorides, within the snow removal processes. We have one shift of employees, which works from 6:30 a.m. to 3:00 p.m. If winter weather dictates longer hours are needed, our one shift of employees will work from 4:00 a.m. to 8:00 p.m. on county trunks. The highway department also provides winter road maintenance to the Department of Transportation from 4:00 a.m. to 8:00 p.m. on all state highways, except I-43 which requires 24-hour service.

Building Maintenance: The department performs all the maintenance of its' buildings which include the main shop on STH 310 and the satellite shops located on I-43 and in the Villages' of St. Nazianz, Mishicot and Reedsville.

Internal Service Fund Operations: This fund consists of work that our department performs for the Department of Transportation, cities, towns, and villages. It also consists of our cost pools, such as, asphalt, gravel, machinery, buildings and grounds, capital acquisition, fuel, fringe benefits, materials, and supplies. There is no tax levy for this operation.

County Aid Bridges: This program was implemented to help townships fund large bridge projects. All townships participate in this funding tool. Any bridge or culvert pipe over 36 inches and exceeding $750 in cost is eligible for this funding. The Highway Department is responsible for the billing and inspection of these eligible bridge projects.

The department is responsible for maintaining 136 centerline miles of state highways and 284 centerline miles of county highways. The department is also responsible for maintaining 48 county bridges. Due to the slowing of the economy and budget constraints, the department is constructing and/or paving approximately 8 miles of highway per year which equates to a 35 year cycle.

Additional information about the Highway Department can be found on the County's web site at: www.co.manitowoc.wi.us.com

Manitowoc County, Wisconsin

Department: **Human Services Department**

Fund: Human Services Special Revenue Fund

By Category	Experience 2021	Budget 2022	Six Months Experience 2022	Estimated Experience 2022	Budget 2023
Revenues:					
Property Taxes	$6,705,870	$6,302,730	$6,302,730	$6,302,730	$5,792,729
Intergovernmental Grants/Aid	11,860,319	11,217,252	3,065,801	12,156,019	12,925,176
Fines/Forfeits/Penalties	40,192	40,000	22,564	40,000	40,000
Public Charges for Service	3,558,355	1,766,674	456,015	1,799,155	3,189,382
Intergovern Charges for Srvc	3,522,127	5,395,445	708,091	3,762,393	5,102,000
Other	2,555	1,600	458	1,216	1,216
Total Revenues	$25,689,418	$24,723,701	$10,555,659	$24,061,513	$27,050,503
Expenses:					
Personal Services	$10,494,495	$12,608,481	$5,546,211	$11,703,692	$14,590,309
Contracted Services	12,647,380	11,129,733	4,952,189	10,644,782	11,238,804
Operation & Maintenance	421,160	428,231	250,140	495,078	503,772
Fixed	100,502	102,583	124,478	127,336	128,617
Other	1,381,353	1,377,219	532,399	1,488,235	1,488,633
Outlay	4,215	3,000	6,263	50,783	3,000
Total Expenses	$25,049,105	$25,649,247	$11,411,679	$24,509,906	$27,953,135
Other Sources & (Uses)					
Transfer From Fund Balance	$0	$925,546	$0	$925,546	$902,632
Operating Transfers From	$0	$0	$0	$0	$0
Total Other Sources *& (Uses)	$0	$925,546	$0	$925,546	$902,632
Total Revenues and Other Sources Over (Under) Expenses & Other Uses	$640,314	$0	($856,020)	$477,153	$0

Authorized Full Time Equivalent Positions	106.70	156.50		*	173.50

Budget Expenditures by Program / Activity					
Health & Human Services					
Management & Support	$1,623,656	$1,847,989	$1,084,302	$1,673,559	$1,880,252
Developmentally Disabled	3,720,248	1,913,690	578,107	2,017,520	3,302,516
Mental Health / AODA / Chronically Mentally Ill	10,733,520	12,224,253	4,800,302	10,683,857	12,367,914
Children & Families	7,618,750	8,279,308	4,265,247	8,727,395	8,920,847
Economic Support	1,278,511	1,312,826	645,466	1,324,845	1,398,876
Long Term Support	74,419	71,181	38,254	82,730	82,730
Total	$25,049,105	$25,649,247	$11,411,679	$24,509,906	$27,953,135

For more program financial detail, please see the Human Services Special Revenue Fund Budget Report in the Funds Section of the Budget.

The Clinical Services Division provides outpatient mental health and AODA services primarily to adults but also serves children, youth and families with provided and purchased services. Contracted services include: inpatient mental health, detoxification, sheltered and supported employment, and CBRFs, The Mental Health and AODA outpatient programs assist individuals in need of short and intermediate term counseling and case management services.

The Business Division provides a wide range of services to the clients, staff members, board and committee members of the Human Services Department. The Division is responsible for financial, administrative, and coordination of information technology services. These include budgeting, finance, record maintenance, reception, facility management, contract processing and negotiations, developing policies and procedures, and meeting state and federal requirements for clients and funding.

The Economic Support Division provides public assistance programs including Child Care, Food Share, Wisconsin Home Energy Assistance, Medicaid, Front End Verification of information, and Collection and Recovery of overpayments. There are approximately 11,000 Food Share recipients, 13,000 Medicaid recipients, 350 Child Care families, and 2,600 Wisconsin Home Energy Assistance households served each year. Please note that the Economic Support Division will be moving from the Job Center on Viebahn Street to the Manitowoc County Office Complex on Expo Drive in September of 2017.

The Child and Family Services Division provides Child Protective Services with 2 units, one for Initial Assessment and one for Ongoing Services; Juvenile Justice Services through the Youth and Family Services Unit; and two Family Resource Units providing foster care, Kinship Care, Children's Long Term Support Waivers, Birth to 3 Services and Coordinated Services Teams for children who have significant mental health issues.

Manitowoc County, Wisconsin

Department: **Information Systems**

Fund: Information Systems Internal Service Fund

By Category	Experience 2021	Budget 2022	Six Months Experience 2022	Estimated Experience 2022	Budget 2023
Revenues:					
Intergovernmental Grants/Aid	$0	$0	$0	$0	$0
Public Charges for Service	15,563	15,000	0	8,200	0
Intergovern Charges for Srvc	1,852,081	1,986,679	1,205,166	1,563,024	2,710,559
Other	2,200	0	0	0	0
Total Revenues	$1,869,844	$2,001,679	$1,205,166	$1,571,224	$2,710,559
Expenses:					
Personal Services	$554,214	$591,461	$321,724	$577,961	$704,661
Contracted Services	885,755	1,097,095	577,901	633,900	1,612,858
Operation & Maintenance	30,674	29,495	6,135	21,550	29,495
Fixed	323,992	265,291	193,103	295,649	348,593
Total Expenses	$1,801,277	$1,990,092	$1,105,614	$1,535,810	$2,710,559
Other Sources & (Uses)					
Transfer From Fund Balance	$0	$0	$0	$0	$0
Transfer To Fund Balance	$0	($11,587)	$0	$0	$0
Total Revenues and Other Sources Over (Under) Expenses & Other Uses	$68,567	$0	$99,552	$35,414	$0

Authorized Full Time Equivalent Positions	8.00	8.00			0.00
	Starting in 2019 FTE's are now accounted for in Public Works, Comptroller, and Planning/Zoning				
Budget Expenditures by Program / Activity					
General Government:					
Information Systems	$1,801,277	$1,990,092	$1,105,614	$1,535,810	$2,710,559

The Information Systems Department was created in 2000 by Resolution of the Manitowoc County Board to provide a centralized and independent Department as a source of data processing support services for all Departments of Manitowoc County Government.

Information Systems Operations is funded as an Internal Services Account with Budget allocations derived from each Department within Manitowoc County Government. Information Systems also provides Law Enforcement related billable Services to the Cities of Manitowoc, Two Rivers and Kiel.

Information Systems has assigned 6 staff Employees which are reported in the Public Works Department. One additional staff member was re-assigned to the Comptrollers Office and one (GIS Position) to the Planning and Zoning Department
Information Systems provides support on a 7 days per week x 24 hours per day x 365 days per year schedule.

Some Quantifiable Data concerning the Support that Information Systems provides to the County:

343 PC's, 225 Printers, 157 Laptops, 39 Taplets, 410 Unique Desktop Applications, 59 Wi-Fi Access Points
5 Virtual Host Servers, 64 Virtual Servers, 2 Physical Servers, 36 TB of Data Storage, 2 SANS, 69 Switches, 7 Routers
10 TB of Mainframe Storage, 500+ active jobs run concurrently on the iSeries each day
5.4 Million Records in Aegis, 205+ 911 Calls for Service Daily, 70 Thousand Arrest jackets, 567 Thousand Incidents
Maintain 36,400 Parcels, 450 Parcel Changes Each Year, Print 100 Large Maps Annually, Support 5 GIS Websites

Manitowoc County, Wisconsin

Department: **Joint Dispatch**

Fund: Member of the General Fund

By Category	Experience 2021	Budget 2022	Six Months Experience 2022	Estimated Experience 2022	Budget 2023
Revenues:					
Intergovernmental Grants/Aid	$525	$0	$0	$0	$0
Other	0	0	0	0	0
Total Revenues	$525	$0	$0	$0	$0
Expenses:					
Personal Services	$1,543,103	$1,713,918	$794,426	$1,591,940	$1,761,984
Contracted Services	143,118	156,135	91,839	158,673	163,938
Operation & Maintenance	17,199	18,350	11,684	24,250	24,750
Outlay	0	0	0	0	0
Total Expenses	$1,703,419	$1,888,403	$897,950	$1,774,863	$1,950,672
Other Sources & (Uses)					
Transfer From Fund Balance	$0	$0	$0	$0	$0
Total Revenues and Other Sources Over (Under) Expenses & Other Uses	($1,702,894)	($1,888,403)	($897,950)	($1,774,863)	($1,950,672)
Property Taxes of this amount support this activity within the General Fund		$1,888,403			$1,950,672
Authorized Full Time Equivalent Positions	23.00	23.00			24.00
Budget Expenditures by Program / Activity					
Public Safety - Law Enforcement:					
Joint Dispatch Center	$1,703,419	$1,888,403	$897,950	$1,774,863	$1,950,672

The Joint Dispatch Center (JDC) is the county-wide 9-1-1 center, dispatching emergency and non-emergency calls for service provided by law enforcement, fire, emergency medical services, emergency management and other public agencies. The JDC is one of two departments in the Emergency Services Division comprised of: (1) Emergency Management and (2) Joint Dispatch.

The Center handled 81,288 incoming telephone calls in 2021; 31,621 outgoing calls; 17,420 911 calls.

Manitowoc County, Wisconsin

Department: **Communications Equipment Activity**

Fund: Member of the General Fund

By Category	Experience 2021	Budget 2022	Six Months Experience 2022	Estimated Experience 2022	Budget 2023
Revenues:					
Intergovern Charges for Srvc	$7,404	$7,404	$3,702	$7,404	$7,404
Other	1,000	1,000	1,000	1,000	0
Total Revenues	$8,404	$113,302	$109,600	$8,404	$7,404
Expenses:					
Personal Services	$94,286	$96,415	$46,154	$96,415	$98,549
Contracted Services	730,056	771,407	611,793	778,276	784,361
Operation & Maintenance	4,732	11,110	2,127	4,800	11,110
Fixed	21,502	26,117	21,156	21,156	25,403
Outlay	232,217	207,050	62,378	200,000	157,000
Total Expenses	$1,082,793	$1,112,099	$743,608	$1,100,647	$1,076,423
Other Sources & (Uses)					
Transfer From Fund Balance	$0	$0	$0	$0	$0
Total Revenues and Other Sources Over (Under) Expenses & Other Uses	($1,074,389)	($998,797)	($634,008)	($1,092,243)	($1,069,019)
Property Taxes of this amount support this activity within the General Fund		$998,797			$1,069,019

Authorized Full Time Equivalent Positions	FTE part of Public Works Table of Organization

Budget Expenditures by Program / Activity					
Public Safety - Law Enforcement:					
Communications Activity	$1,082,793	$1,112,099	$743,608	$1,100,647	$1,076,423

The Communications Activity is part of Joint Dispatch and was established to account for all Joint Dispatch Equipment and Infrastructure within the center including the towers and antennas located throughout the County. Under the direction of the Public Works Director, this activity accounts for all equipment maintenance and upgrades including emergency 911 phone lines. One full time equivalent position within the Public Works table of organization is responsible for day-to-day operations and maintenance of the infrastructure system. Maintenance contracts on the equipment are also accounted for within this activity.

Manitowoc County, Wisconsin

Department: **Personnel Department**

Fund: Member of the General Fund

By Category	Experience 2021	Budget 2022	Six Months Experience 2022	Estimated Experience 2022	Budget 2023
Revenues:					
Intergovern Charges for Srvc	$0	$0	$0	$0	$0
Other	246	0	5	0	0
Total Revenues	$246	$0	$5	$0	$0
Expenses:					
Personal Services	$244,953	$256,407	$168,947	$295,405	$222,495
Contracted Services	62,943	59,682	35,052	59,692	81,486
Operation & Maintenance	2,556	6,725	4,329	6,983	7,350
Total Expenses	$310,451	$322,814	$208,328	$362,080	$311,331
Other Sources & (Uses)					
Transfer From Fund Balance	$0	$0	$0	$0	$0
Total Revenues and Other Sources Over (Under) Expenses & Other Uses	($310,205)	($322,814)	($208,323)	($362,080)	($311,331)
Property Taxes of this amount support this activity within the General Fund		$322,814			$311,331
Authorized Full Time Equivalent Positions	2.00	2.00			2.00
Budget Expenditures by Program / Activity					
General Government - General Administration:					
Personnel	$310,451	$322,814	$208,328	$362,080	$311,331

The Personnel Department coordinates recruitment, benefit administration, compliance with state and federal employment laws, collective bargaining, policy development and administration, and employee training.

Manitowoc County, Wisconsin

Department: **Planning & Zoning**

Fund: Member of the General Fund

By Category	Experience 2021	Budget 2022	Six Months Experience 2022	Estimated Experience 2022	Budget 2023
Revenues:					
Intergovernmental Grants/Aid	$51,000	$41,000	$61,000	$61,000	$84,440
Licenses and Permits	397,672	364,870	176,544	349,884	349,584
Public Charges for Service	128,192	150,000	56,288	170,000	150,000
Intergovern Charges for Srvc	0	17,100	0	15,000	15,000
Other	10,274	0	0	0	10,000
Total Revenues	$587,138	$572,970	$293,832	$595,884	$609,024
Expenses:					
Personal Services	$858,471	$958,424	$414,993	$953,498	$1,000,056
Contracted Services	196,155	199,237	85,817	206,237	229,999
Operation & Maintenance	29,359	42,194	15,342	44,320	52,376
Fixed	1,418	1,319	1,584	1,584	1,345
Other	0	0	0	0	0
Outlay	15,868	35,000	6,399	18,000	43,000
Total Expenses	$1,101,271	$1,236,174	$524,136	$1,223,639	$1,326,776
Other Sources & (Uses)					
Transfer From Fund Balance	$0	$0	$0	$0	$0
Total Revenues and Other Sources Over (Under) Expenses & Other Uses	($514,133)	($663,204)	($230,304)	($627,755)	($717,752)
Property Taxes of this amount support this activity within the General Fund		$663,204			$717,752
Authorized Full Time Equivalent Positions	6.00	9.00			10.00

Budget Expenditures by Program / Activity					
Conservation & Development:					
Planning and Zoning	$996,038	$1,080,187	$505,471	$1,050,838	$1,119,213
Assessment of Property	$11,191	$79,558	$1,329	$74,372	$82,406
P&Z-Land Records Modern	94,042	76,429	17,336	98,429	125,157
Total	$1,101,271	$1,236,174	$524,136	$1,223,639	$1,326,776

The Manitowoc County Planning and Zoning Department, created in 1959 by resolution of the Manitowoc County Board of Supervisors, is responsible for providing the professional planning services necessary to promote the public health, safety, convenience and general welfare; to encourage planned and orderly land use development; to protect property values and the property tax base; and to achieve the purposes for which planning and zoning authority has been granted to the county pursuant to Wis. State Statute 59.69(1) and other statutes. The department is responsible for administering the following county ordinances: Airport Height Limitations and Approach Protection, Comprehensive Plan, Floodplain Zoning, General Zoning, Large Wind Energy Systems, Nonmetallic Mining Operations, Police, Private Sewage Systems, Private Water Systems, Setbacks, Shoreland Zoning, Small Wind Energy Systems, Standards for Wireless Communication Facilities, Subdivision/Certified Survey Regulations, and Use of Citations for Certain Ordinance Violations. In addition, the department assists Emergency Management in the development of the county's Hazard Mitigation Plan and assists the County Clerk with redistricting.

Manitowoc County, Wisconsin

Department: **Parks**

Fund: Member of the General Fund

By Category	Experience 2021	Budget 2022	Six Months Experience 2022	Estimated Experience 2022	Budget 2023
Revenues:					
Intergovernmental Grants/Aid	$123,527	$185,928	$23,996	$196,052	$209,700
Intergovern Charges for Srvc	0	0	0	0	0
Other	35,560	25,350	(35,151)	64,138	25,300
Total Revenues	$159,087	$211,278	($11,154)	$260,190	$235,000
Expenses:					
Personal Services	$30,095	$41,018	$17,891	$42,981	$42,981
Contracted Services	149,527	134,311	105,211	140,381	141,137
Operation & Maintenance	75,277	62,553	43,510	77,655	79,805
Fixed	5,136	4,676	6,433	6,433	3,772
Outlay	157,092	140,125	65,008	158,700	314,900
Total Expenses	$417,126	$382,683	$238,052	$426,150	$582,595
Other Sources & (Uses)					
Transfer From Fund Balance	$0	$0	$0	$0	$0
Total Revenues and Other Sources Over (Under) Expenses & Other Uses	($258,039)	($171,405)	($249,207)	($165,960)	($347,595)
Property Taxes of this amount support this activity within the General Fund		$171,405			$347,595

Authorized Full Time Equivalent Positions	FTE part of Highway Department Enterprise Fund Table of Organization

Budget Expenditures by Program / Activity					
Culture, Recreation & Education - Recreation:					
Parks	$306,118	$306,893	$166,350	$350,790	$419,895
Devils River State Rec Trail	5,500	5,500	4,723	5,500	5,500
Parks - Snowmobile Trails	105,509	67,410	66,980	66,980	154,320
Conservation & Development - Conservation:					
Parks - County Conservatio	0	2,880	0	2,880	2,880
Total	$417,126	$382,683	$238,052	$426,150	$582,595

The Parks Department mission is to provide a quality park and trail system to the citizens of Manitowoc County. The Parks Department is responsible for the development and maintenance of 5 major parks, 3 special purpose parks, 15 lake or river accesses spanning approximately 510 acres along with a 14 mile State recreation trail. With the cooperation of local snowmobile clubs, the department manages 248.35 miles of State funded snowmobile trails and approximately 150 miles of club funded snowmobile trails. The Parks Department is overseen by our Planning and Zoning Department Director.

Manitowoc County, Wisconsin

Department: **Public Works**

Fund: Member of the General Fund

By Category	Experience 2021	Budget 2022	Six Months Experience 2022	Estimated Experience 2022	Budget 2023
Revenues:					
Intergovern Charges for Srvc	$181,492	$161,608	$83,260	$160,968	$163,408
Other	82,095	65,038	37,840	76,248	75,038
Total Revenues	$267,115	$226,646	$128,525	$242,259	$243,490
Expenses:					
Personal Services	$842,782	$857,105	$416,882	$843,789	$971,232
Contracted Services	1,026,753	946,860	599,484	979,096	983,458
Operation & Maintenance	150,732	164,600	117,184	161,615	165,475
Fixed	58,824	58,400	53,979	59,277	70,880
Other	0	0	0	0	0
Outlay	666,606	645,100	670,562	1,110,500	1,474,500
Total Expenses	$2,745,697	$2,672,065	$1,858,090	$3,154,277	$3,665,545
Other Sources & (Uses)					
Transfer From Fund Balance	$0	$0	$0	$0	$0
Transfer To Fund Balance	0	0	0	0	0
Total Other Sources & (Uses)	$0	$0	$0	$0	$0
Total Revenues and Other Sources Over (Under) Expenses & Other Uses	($2,478,582)	($2,445,419)	($1,729,565)	($2,912,018)	($3,422,055)
Property Taxes of this amount support this activity within the General Fund		$2,445,419			$3,422,055
Authorized Full Time Equivalent Positions	16.42	16.50			25.00

Budget Expenditures by Program / Activity					
General Government - General Buildings and Plant:					
Public Property Dept Admin	$866,917	$881,170	$441,358	$865,317	$1,009,570
Maint - Phone System	153,750	157,059	115,400	157,949	157,828
Maint - Courthouse	402,849	418,909	505,437	899,300	1,143,625
Maint - Office Complex	247,477	169,158	266,918	163,000	169,100
Maint - Jail	419,801	586,950	267,574	558,149	517,100
Maint - UW-Manitowoc	142,200	104,196	72,175	156,121	149,196
Maint - Human Services	228,324	107,186	63,499	114,665	174,545
Maint - PHS Building	46,235	40,800	21,054	42,700	59,680
Maint - Admin Office Bldg	17,070	30,155	19,889	32,400	58,980
Maint - Other Co Buildings	23,648	22,476	9,538	21,176	38,476
Maint - C&T Building	73,234	88,266	49,414	82,150	85,760
Total	$2,745,697	$2,672,065	$1,858,090	$3,154,277	$3,665,545

The Public Works Department provides a variety of housekeeping, maintenance, and management of capital outlay, and improvements for over 42 buildings. The Phone system the Public Works Department manages has over 629 phone numbers and at least an equal number of voice mail boxes. There are over 29 different financial accounts and ledger activities that make up the Public Works Department budget and operational accounts that are managed by the departments staff. The following are general divisions of the Public Works Department:

- General Housekeeping and Maintenance of most County facilities
- Capital Outlay and Improvements Management
- Radio Systems
- Phone System; Cell Phones; Video Conferencing
- Expo Grounds & Buildings; Ice Center
- Solid Waste & Recycling Programs
- Sale, procurement and bidding for equipment, supplies, services, etc.
- Property Management - Tax Properties; County Commercial Park; Land Leases; Land purchases and sales; etc.
- Technology Management
- Community Service and Trustee Programs

Manitowoc County, Wisconsin

Department: **Register in Probate**

Fund: Member of the General Fund

By Category	Experience 2021	Budget 2022	Six Months Experience 2022	Estimated Experience 2022	Budget 2023
Revenues:					
Intergovernmental Grants/Aid	$25,305	$23,000	$0	$25,286	$24,000
Public Charges for Service	59,585	60,500	15,302	46,900	58,500
Total Revenues	$84,890	$83,500	$15,302	$72,186	$82,500
Expenses:					
Personal Services	$213,317	$218,985	$109,335	$217,468	$217,647
Contracted Services	162,231	129,759	53,649	122,084	136,580
Operation & Maintenance	1,220	2,728	1,068	2,198	2,825
Total Expenses	$376,768	$351,472	$164,051	$341,750	$357,052
Other Sources & (Uses)					
Transfer From Fund Balance	$0	$0	$0	$0	$0
Total Revenues and Other Sources Over (Under) Expenses & Other Uses	($291,879)	($267,972)	($148,749)	($269,564)	($274,552)
Property Taxes of this amount support this activity within the General Fund		$267,972			$274,552
Authorized Full Time Equivalent Positions	2.00	2.00			2.00

Budget Expenditures by Program / Activity					
General Government - Judicial:					
Register in Probate	$345,009	$316,268	$147,775	$306,820	$321,742
Court Commissioner	31,759	35,204	16,276	34,930	35,310
Total	$376,768	$351,472	$164,051	$341,750	$357,052

The Register in Probate is the keeper of court records for all estate proceedings (both administrative and court cases involving property interests of persons after death where there is no beneficiary designation that takes effect outside probate); step-parent, private and agency adoptions; guardianships, conservatorships, protective placements and minor guardianships; mental health, drug dependency and alcohol civil commitments. In addition, the office monitors long-term filing requirement compliance in all guardianship and protective placement matters and for every testamentary trust.

Manitowoc County, Wisconsin

Department: **Register of Deeds**

Fund: Member of the General Fund

By Category	Experience 2021	Budget 2022	Six Months Experience 2022	Estimated Experience 2022	Budget 2023
Revenues:					
Intergovernmental Grants/Aid	$0	$0	$0	$0	$0
Public Charges for Service	753,418	596,432	376,534	752,274	656,600
Other	(7,311)	0	7,311	0	0
Total Revenues	$746,107	$596,432	$383,845	$752,274	$656,600
Expenses:					
Personal Services	$263,441	$281,907	$137,781	$281,907	$290,842
Contracted Services	20,958	19,322	7,979	19,322	25,226
Operation & Maintenance	6,324	14,700	2,920	14,700	14,200
Outlay	9,000	1,000	790	0	0
Total Expenses	$299,722	$316,929	$149,470	$315,929	$330,268
Other Sources & (Uses)					
Transfer From Fund Balance	$0	$0	$0	$0	$0
Transfer To Fund Balance	0	0	0	0	0
Total Other Sources & (Uses)	$0	$0	$0	$0	$0
Total Revenues and Other Sources Over (Under) Expenses & Other Uses	$446,384	$279,503	$234,376	$436,345	$326,332
Property Taxes of this amount support this activity within the General Fund		($279,503)			($326,332)
Authorized Full Time Equivalent Positions	3.50	3.55			4.00

Budget Expenditures by Program / Activity					
General Government - Property Records and Control:					
Register of Deeds	$299,722	$316,929	$149,470	$315,929	$330,268
Total	$299,722	$316,929	$149,470	$315,929	$330,268

The Register of Deeds Office is responsible for recording deeds, mortgages, satisfactions and any documents relative to real estate. Subdivision plats, condominium plats and certified survey maps. Record Federal tax liens and weatherization agents. Record keeper of Birth, Death and marriage records and is the official supplier of certified copies of those records.

Our office recorded 15,743 real estate transactions in 2020 and issued 15,747 birth, marriage and death records, know as vital records. We also work with the Geographic Information System (GIS) Coordinator in operating the Manitowoc County Land Records Modernization program.

Manitowoc County, Wisconsin

Department: **Sheriff's Department**

Fund: Member of the General Fund

By Category	Experience 2021	Budget 2022	Six Months Experience 2022	Estimated Experience 2022	Budget 2023
Revenues:					
Intergovernmental Grants/Aid	$192,309	$109,115	$121,444	$131,864	$200,115
Fines/Forfeits/Penalties	0	0	0	0	0
Public Charges for Service	898,791	970,000	206,344	662,300	867,000
Other	64,676	56,000	34,230	50,700	55,000
Total Revenues	$1,155,776	$1,135,115	$443,932	$1,024,864	$1,312,115
Expenses:					
Personal Services	$9,772,145	$10,150,279	$4,848,823	$9,859,796	$11,006,753
Contracted Services	1,055,781	1,146,553	610,741	1,064,869	1,341,426
Operation & Maintenance	792,904	777,150	503,130	884,056	945,385
Fixed	131,286	113,010	145,131	113,010	131,311
Outlay	568,026	524,000	103,099	556,000	540,000
Total Expenses	$12,320,143	$12,710,992	$6,210,924	$12,477,731	$13,964,875
Other Sources & (Uses)					
Transfer From Fund Balance	$0	$0	$0	$0	$0
Total Revenues and Other Sources Over (Under) Expenses & Other Uses	($11,164,367)	($11,575,877)	($5,766,992)	($11,452,867)	($12,652,760)
Property Taxes of this amount support this activity within the General Fund		$11,575,877			$12,652,760
Authorized Full Time Equivalent Positions	107.70	112.10			113.10

Budget Expenditures by Program / Activity					
Public Safety - Law Enforcement:					
Sheriff - Administration	$2,251,978	$2,444,954	$1,351,875	$2,446,917	$2,755,608
Sheriff - Training	74,686	82,750	62,382	78,568	88,750
Sheriff - Traffic Patrol	4,844,652	4,815,851	2,169,367	4,788,919	5,209,041
Sheriff - Snowmobile Patrol	539	1,300	184	184	1,300
Sheriff - Water Safety Patrol	2,546	2,800	151	151	2,800
Correctional Institutions (JAIL)	4,667,180	4,937,917	2,342,734	4,731,622	5,431,736
Correctional Institutions NNAI (JAIL)	31,079	0	48,176	0	31,055
Metro Drug	435,863	413,800	230,246	419,750	432,965
Sheriff - Retiree Benefits	11,620	11,620	5,810	11,620	11,620
Total	$12,320,143	$12,710,992	$6,210,924	$12,477,731	$13,964,875

The Office of the Sheriff is created by the Wisconsin Constitution (Article 6, Section 4). The duties of the Sheriff are set forth by the State of Wisconsin Statue (Section 59.26 -59.33). It is an elected office of which a sheriff's term is 4 years. The Sheriff is the chief law enforcement officer in the county and has the power and duty to enforce state statues and local ordinances. It is the Sheriff's sole responsibility to manage and operate the county jail, serve civil process, attend upon the circuit court and perform all other duties required by law. In 2021 the Sheriff's Office responded to 10,421 calls for service and issued 2,455 traffic citations. The 199 bed jail facility had an average daily population of 153 inmates.

Manitowoc County, Wisconsin

Department: **Soil & Water Department**

Fund: Soil & Water Special Revenue Fund

By Category	Experience 2021	Budget 2022	Six Months Experience 2022	Estimated Experience 2022	Budget 2023
Revenues:					
Property Taxes	$331,606	$346,980	$346,980	$346,980	$379,366
Intergovernmental Grants/Aid	413,294	353,900	13,116	357,016	359,819
Licenses and Permits	4,100	4,000	800	4,000	4,000
Other	6,230	1,000	6,345	6,345	2,500
Total Revenues	$755,230	$705,880	$367,241	$714,341	$745,685
Expenses:					
Personal Services	$425,845	$479,236	$162,857	$479,236	$475,529
Contracted Services	50,912	47,369	22,513	47,369	61,392
Operation & Maintenance	29,575	28,240	9,010	28,286	28,683
Fixed	4,490	4,391	5,595	4,391	5,356
Other	188,592	158,500	49,888	158,500	167,925
Outlay	0	0	0	0	6,800
Total Expenses	$699,413	$717,736	$249,864	$717,782	$745,685
Other Sources & (Uses)					
Transfer From Fund Balance	$0	$11,856	$0	$0	$0
Total Revenues and Other Sources Over (Under) Expenses & Other Uses	$55,817	$0	$117,377	($3,441)	$0
Authorized Full Time Equivalent Positions	4.60	5.00			6.00
Budget Expenditures by Program / Activity					
Conservation & Development:					
Soil & Water-Conservation	$479,512	$531,836	$194,511	$531,836	$553,560
Wild Life Damage	20,737	20,000	3,647	20,000	20,000
Nutrient Management Education	8,636	11,400	2,000	11,400	7,700
DATCP-Land/Water Cost Share	180,592	148,500	47,888	148,500	161,925
EPA Grant Activity	0	0	0	0	0
Total	$699,413	$717,736	$249,864	$717,782	$745,685

Mission: Protecting our environment to enhance the quality of life for all County citizens.

The responsibilities of the Soil & Water Conservation Department include conservation of soil, surface and groundwater and related natural resources in Manitowoc County.

Staff provides technical assistance to landowners, land occupiers, towns, villages, and city governments.

Over $100,000 of State grant funding provides financial assistance to landowners for installation of conservation practices. DATCP also provides $155,000 in grant funds to offset the cost of staff.

The Department administers and enforces State Conservation Standard compliance for 700 County landowners participating in the Wisconsin Farmland Preservation Program. Participants collect approximately $900,000 of tax credit annually.

The Department administers and enforces the State's Livestock Facility Siting Law which provides farmers the opportunity to grow while meeting required standards to protect the environment. The ability to expand and site new livestock operations is essential to keep Manitowoc County agriculture economy growing in a responsible manner.

The Department is also responsible for enforcing County Ordinances (County Code) Chapter 19 -Animal Waste Management, 26 –Animal Waste Storage, 27-Agricultural Shoreland Management and 28-Livestock Facility Licensing which can be found on the Manitowoc County website http://www.co.manitowoc.wi.us/departments/q-z/soil-and-water-conservation/ordinances/animal-waste-management/

Manitowoc County, Wisconsin

Department: **Treasurer**

Fund: Member of the General Fund

By Category	Experience 2021	Budget 2022	Six Months Experience 2022	Estimated Experience 2022	Budget 2023
Revenues:					
Other Taxes	$364,190	$317,125	$150,866	$320,125	$393,125
Intergovernmental Grants/Aid	17,421	17,000	17,373	17,000	17,000
Licenses and Permits	0	0	0	0	0
Fines/Forfeits/Penalties	5,513	2,100	4,376	5,100	3,100
Public Charges for Service	4,425	2,900	1,080	2,980	2,000
Intergovern Charges for Srvc	0	0	0	0	0
Other	79,350	137,000	41,687	117,000	477,000
Total Revenues	$470,899	$476,125	$215,381	$462,205	$892,225
Expenses:					
Personal Services	$151,456	$151,738	$74,849	$151,738	$156,262
Contracted Services	41,678	64,990	19,384	41,990	72,964
Operation & Maintenance	22,720	51,900	12,420	20,025	32,000
Outlay	7,315	0	20,265	31,000	3,000
Total Expenses	$223,169	$268,628	$126,918	$244,753	$264,226
Other Sources & (Uses)					
Transfer From Fund Balance	$0	$0	$0	$0	$0
Total Revenues and Other Sources Over (Under) Expenses & Other Uses	$247,730	$207,497	$88,463	$217,452	$627,999
Property Taxes and Interest of this amount support this activity within the General Fund		($207,497)			($627,999)
Authorized Full Time Equivalent Positions	2.00	2.00			2.00

Budget Expenditures by Program / Activity					
General Government - Financial Administration:					
Treasurer	$223,169	$268,628	$126,918	$244,753	$264,226
Total	$223,169	$268,628	$126,918	$244,753	$264,226

The mission of the Treasurer's Office is to accurately receipt and disburse all monies belonging to Manitowoc County, provide cash management, collect postponed and delinquent property taxes and conduct tax settlements with 30 municipalities. The Treasurer's Office also maintains an accurate record of parcels eligible for lottery credit, forecloses on tax delinquent parcels, maintains delinquent real estate tax records and prepares State and Federal tax reports. The Treasurer is the investment officer for the County.

Manitowoc County, Wisconsin

Department: **UW Extension**

Fund: Member of the General Fund

By Category	Experience 2021	Budget 2022	Six Months Experience 2022	Estimated Experience 2022	Budget 2023
Revenues:					
Intergovernmental Grants/Aid	2,965	2,965	1,314	2,850	0
Public Charges for Service	$1,749	$3,020	$1,965	$0	$0
Other	0	0	0	0	0
Total Revenues	$4,714	$5,985	$3,279	$2,850	$0
Expenses:					
Personal Services	$51,758	$54,228	$21,421	$54,005	$64,851
Contracted Services	91,886	182,225	17,053	184,139	205,070
Operation & Maintenance	16,904	26,265	10,016	18,500	20,230
Total Expenses	$160,549	$262,718	$48,490	$256,644	$290,151
Other Sources & (Uses)					
Transfer From Fund Balance	$0	$0	$0	$0	$0
Total Revenues and Other Sources Over (Under) Expenses & Other Uses	($155,835)	($256,733)	($45,211)	($253,794)	($290,151)
Property Taxes of this amount support this activity within the General Fund		$256,733			$290,151
Authorized Full Time Equivalent Positions	1.40	1.40			1.00

Budget Expenditures by Program / Activity					
Culture, Recreation & Education - Education:					
University Extension	$160,070	$258,718	$48,370	$256,644	$287,151
University Extension-State	479	4,000	120	0	3,000
UW Ext - Parenting Grant	0	0	0	0	0
Total	$160,549	$262,718	$48,490	$256,644	$290,151

UW-Extension provides research and evidence-based educational programs for youth and adults in areas focused on 4-H Youth Development, Family Living, Nutrition, and Agriculture. Every year UW-Extension education programs touch the lives of approximately 16,000 county residents. That's one in five county residents. UW-Extension volunteers annually donate over 56,000 hours to county residents, and the dollar value of their service exceeds $1,000,000. UW-Extension programs are created to meet identified needs and are available to all residents of Manitowoc County.

Manitowoc County, Wisconsin

Department: **Veterans Service Office**

Fund: Member of the General Fund

By Category	Experience 2021	Budget 2022	Six Months Experience 2022	Estimated Experience 2022	Budget 2023
Revenues:					
Intergovernmental Grants/Aid	$13,000	$13,000	$14,300	$14,300	$14,300
Other	3,550	0	0	0	0
Total Revenues	$16,550	$13,000	$14,300	$14,300	$14,300
Expenses:					
Personal Services	$229,971	$243,493	$110,325	$0	$246,628
Contracted Services	45,969	43,247	20,585	41,597	49,296
Operation & Maintenance	5,188	12,960	2,441	6,705	24,525
Total Expenses	$281,129	$299,700	$133,351	$48,302	$320,449
Other Sources & (Uses)					
Transfer From Fund Balance	$0	$0	$0	$0	$0
Total Revenues and Other Sources Over (Under) Expenses & Other Uses	($264,579)	($286,700)	($119,051)	($34,002)	($306,149)
Property Taxes of this amount support this activity within the General Fund		$286,700			$306,149
Authorized Full Time Equivalent Positions	3.00	3.00			3.00

Budget Expenditures by Program / Activity					
Health & Human Services - Veterans:					
Veterans Service Office	$262,766	$280,200	$126,792	$28,802	$300,949
Veterans Service Commission	18,362	19,500	6,559	19,500	19,500
Total	$281,129	$299,700	$133,351	$48,302	$320,449

The Manitowoc County Veteran Services Office assists with understanding, applying for and helping to resolve problems affecting state and all federal benefits for the Veterans, Military Retirees, Active Duty Service Members, Active Reserve & National Guard Members, and their families.

FEDERAL BENEFITS: Healthcare (Hearing Aids/Glasses/VA Pharmacy...) - Injury/Illness Compensation - Education - War Veterans Low-income Pension - Vocational Rehab - Mental Health Services - Homeless Programs - Burial Benefits - Widows Benefits - Drug/Alcohol Programs - Retirement Pay problems - TriCare Retiree Insurance - Discharge upgrades.

STATE BENEFITS: Education programs - Veteran Cemeteries - Veteran Homes - Low-income Dental Grants - Property Tax Relief for 100% Disabled Vets/Spouse.

Manitowoc County, Wisconsin

Department: **Library Grant**

Fund: Member of the General Fund

By Category	Experience 2021	Budget 2022	Six Months Experience 2022	Estimated Experience 2022	Budget 2023
Revenues:					
Other	$0	$0	$0	$0	$0
Total Revenues	$0	$0	$0	$0	$0
Expenses:					
Contracted Services	$904,185	$949,265	$949,265	$949,265	$936,497
Total Expenses	$904,185	$949,265	$949,265	$949,265	$936,497
Other Sources & (Uses)					
Transfer From Fund Balance	$0	$0	$0	$0	$0
Total Revenues and Other Sources Over (Under) Expenses & Other Uses	($904,185)	($949,265)	($949,265)	($949,265)	($936,497)
Property Taxes of this amount support this activity within the General Fund		$949,265			$936,497

Authorized Full Time Equivalent Positions	This is a contract we have with the Library District. No County Employees.

Budget Expenditures by Program / Activity					
Culture, Recreation & Education - Culture:					
Public Library Grant	$904,185	$949,265	$949,265	$949,265	$936,497

Manitowoc County does not maintain a consolidated public library system. Therefore, under State Statute 43.12 we pay to each municipality that maintains a public library system for services provided County residents who do not live within the boundaries of a municipality that does. These payments are made annually and are calculated by contract which follows State Statute.

Manitowoc County, Wisconsin

Department: **Expo**

Fund: Expo Special Revenue Fund

By Category	Experience 2021	Budget 2022	Six Months Experience 2022	Estimated Experience 2022	Budget 2023
Revenues:					
Property Taxes	$0	$0	$0	$0	$0
Intergovernmental Grants/Aid	0	7,000	8,506	8,506	8,000
Public Charges for Service	704,781	679,475	196,732	700,105	709,725
Other	21,838	1,337	1,000	18,500	0
Total Revenues	$726,618	$687,812	$206,238	$727,111	$717,725
Expenses:					
Personal Services	$121,417	$192,830	$76,608	$186,777	$204,452
Contracted Services	463,688	406,338	70,622	400,519	425,680
Operation & Maintenance	62,168	63,980	21,046	65,339	64,145
Fixed	12,673	12,276	13,115	13,115	14,670
Outlay	168,734	197,500	111,038	262,500	445,000
Total Expenses	$828,681	$872,924	$292,428	$928,250	$1,153,947
Other Sources & (Uses)					
Transfer From Fund Balance	$0	$0	$0	$0	$11,222
Transfer From Land Sale FB	0	0	0	0	425,000
General Fund TRANSFER FRC	0	0	0	0	0
Transfer From ARPA	0	0	415,000	415,000	0
General Fund TRANSFER TO	0	0	0	0	0
Transfer To Fund Balance	0	185,112	0	0	0
Total Other Sources & (Uses)	$0	$185,112	$415,000	$415,000	$436,222
Total Revenues and Other Sources Over (Under) Expenses & Other Uses	($102,063)	$0	$328,810	$213,861	$0

Authorized Full Time Equivalent Positions	Expo was run by Contract Employees through 2011. Starting in 2012 County FTE's are a part of the Public Works Department FTE report.

Budget Expenditures by Program / Activity					
Culture, Recreation & Education:					
Expo Activities	$121,023	$131,999	$79,887	$135,076	$140,794
Expo Fair	462,012	440,482	53,452	430,474	460,346
Ice Center	81,740	104,578	56,951	99,082	104,689
Expo Maintenance & Improvement	163,906	195,865	102,138	263,618	448,118
Total	$828,681	$872,924	$292,428	$928,250	$1,153,947

The Manitowoc County Expo Center is the home of the Manitowoc County Fair and hosts many other events throughout the year. The Expo Center is located at 4921 Expo Drive in Manitowoc about ½ mile from Interstate 43, shopping, restaurants, and hotels. Expo activities are accounted for in four distinct program areas. 1. Expo Activities which account for all events at the Expo Grounds excluding the Fair and Ice Center Events; 2. Expo Fair which account for the annual County Fair; 3. Ice Center which accounts for all ice rentals and events taking place within the Ice Center facility; and 4. Maintenance and Improvement which accounts for the basic maintenance and improvements that enhance the overall facility, and not one building or particular area.

Based on analyses that was done in 2009 by the City of Manitowoc, the impact of the Expo Grounds is significant County wide with over 156,000 visitors to the Expo grounds each year and the positive economic impact to the area from these same visitors being over $6,900,000 each year according to the report.

For more information on the events on the ground go on line at http://www.co.manitowoc.wi.us/expo

Manitowoc County, Wisconsin

Department: **Recycling Center**

Fund: Recycling Special Revenue Fund

By Category	Experience 2021	Budget 2022	Six Months Experience 2022	Estimated Experience 2022	Budget 2023
Revenues:					
Property Taxes	$542,089	$542,089	$542,089	$542,089	$539,986
Public Charges for Service	671,982	437,000	254,632	600,000	531,556
Other	21,377	10,852	6,426	10,852	25,852
Total Revenues	$1,235,448	$989,941	$803,148	$1,152,941	$1,097,394
Expenses:					
Contracted Services	$872,285	$797,110	$403,352	$804,564	$890,975
Operation & Maintenance	60,193	44,202	38,161	50,850	59,210
Fixed	4,802	2,953	5,056	5,056	2,953
Outlay	99,715	58,000	33,875	58,000	55,000
Total Expenses	$1,112,873	$989,941	$518,467	$998,346	$1,097,394
Other Sources & (Uses)					
Transfer From Fund Balance	$0	$0	$0	$0	$0
Transfer From Fund Balance	$0	$0	$0	$0	$0
Sales of Note	0	0	0	0	0
Recycling SRF	0	0	0	0	0
Total Other Sources & (Uses)	$0	$0	$0	$0	$0
Total Revenues and Other Sources Over (Under) Expenses & Other Uses	$122,575	$0	$284,680	$154,595	$0

Authorized Full Time Equivalent Positions	Recycling is run by Contract with Holdiay House. Supervision is provided by Public Works Dept. The 2017 budget included 1 FTE assigned to this program area whose position appears in the Public Works Department.

Budget Expenditures by Program / Activity					
Public Works:					
Recycling Operation	$1,112,873	$989,941	$518,467	$998,346	$1,097,394

The Recycling Center, also referred to as the MRF (Materials Recycling Facility) is owned by Manitowoc County and operated under contract by Ascend Services Inc.. The facility provides recycling and recovery services for the citizens of Manitowoc County. They also provide information about recycling to the public and on occasion sponsor special programs for collecting and processing varoius items.

In 2021 the County processed and marketed over 3,214 tons of recyclables and composted over 15,000 tons of organic materials which were delivered by the users of the programs. These materials were diverted from the landfill site where the cost would have been over 1 million dollars to the users of the County programs based on previous practices prior to the recycling program.

For more information on Solid Waste and Recycling Programs in Manitowoc County go to our web page:
http://www.co.manitowoc.wi.us/departments/q-z/recycling-center/

Manitowoc County, Wisconsin

Department: **Solid Waste Disposal**

Fund: Solid Waste Disposal Special Revenue Fund

By Category	Experience 2021	Budget 2022	Six Months Experience 2022	Estimated Experience 2022	Budget 2023
Revenues:					
Property Taxes	$10,000	$10,000	$10,000	$10,000	$10,000
Intergovern Charges for Srvc	1,326,278	1,357,000	360,431	1,357,000	1,357,000
Other	0	0	0	0	0
Total Revenues	$1,336,278	$1,367,000	$370,431	$1,367,000	$1,367,000
Expenses:					
Contracted Services	$1,331,124	$1,367,000	$636,668	$1,363,000	$1,367,000
Total Expenses	$1,331,124	$1,367,000	$636,668	$1,363,000	$1,367,000
Other Sources & (Uses)					
Jail Assessment Fee CPF	$0	$0	$0	$0	$0
Jail Assessment Fee Fund CPF	0	0	0	0	0
Total Other Sources & (Uses)	$0	$0	$0	$0	$0
Total Revenues and Other Sources Over (Under) Expenses & Other Uses	$5,154	$0	($266,237)	$4,000	$0

Authorized Full Time Equivalent Positions	Ridgeview Landfill owned and operated by Waste Management. Manitowoc County Public Works Department administers to the contract.

Budget Expenditures by Program / Activity					
Public Works:					
Solid Waste Disposal Operation	$1,331,124	$1,367,000	$636,668	$1,363,000	$1,367,000

Manitowoc County has a master contract with Waste Management for disposal of solid waste at the Ridgeview Landfill. The master contract ensures a reduced unified price for all County Municipalities to dispose of their solid waste materials. The County is billed by Waste Management with the County then billing the Municipalities for the materials disposed of. The landfill is owned by Waste Management with the County responsible to maintain the access road (Hempton Lake Road) by contract with the Municipalities. The Solid Waste Fund accounts for this contracted service of solid waste disposal.

In 2021 over 32,830 tons were processed through the master contract with a savings of $1,077,600 to the users of this contract. The yearly savings is due to the County Master contract price verses the standard gate rate for disposal at the Ridgeview Landfill site.

Manitowoc County, Wisconsin

Department: **Solid Waste Disposal Administration**

Fund: Member of the General Fund

By Category	Experience 2021	Budget 2022	Six Months Experience 2022	Estimated Experience 2022	Budget 2023
Revenues:					
Intergovernmental Grants/Aid	$70,364	$53,200	$1,093	$53,200	$53,200
Other	7,500	9,500	7,500	9,500	9,500
Total Revenues	$77,864	$62,700	$8,593	$62,700	$62,700
Expenses:					
Personal Services	$53,692	$59,201	$28,573	$59,201	$60,282
Contracted Services	94,132	92,359	10,210	92,359	93,715
Operation & Maintenance	2,707	3,335	997	1,748	3,335
Total Expenses	$150,531	$154,895	$39,780	$153,308	$157,332
Other Sources & (Uses)					
Transfer From Fund Balance	$0	$0	$0	$0	$0
Total Other Sources & (Uses)	$0	$0	$0	$0	$0
Total Revenues and Other Sources Over (Under) Expenses & Other Uses	($72,667)	($92,195)	($31,188)	($90,608)	($94,632)
Property Taxes of this amount support this activity within the General Fund		$92,195			$94,632

Authorized Full Time Equivalent Positions	Part of Public Works Department Table of Organization

Budget Expenditures by Program / Activity					
Public Works:					
Solid Waste Dept Admin	$150,531	$154,895	$39,780	$153,308	$157,332

All administrative costs associated with County personnel for solid Waste and Recycling activities are accounted for in this General Fund activity. This activity also accounts for all costs associated with any of the special programs the County may sponsor such as Clean Sweep and the Drug Collection Program. Grant revenues for these programs are also reflected in this activity.

Manitowoc County, Wisconsin

Department: **Board of Adjustment**

Fund: Member of the General Fund

By Category	Experience 2021	Budget 2022	Six Months Experience 2022	Estimated Experience 2022	Budget 2023
Revenues:					
Licenses and Permits	$14,250	$15,000	$9,310	$15,000	$15,000
Other	0	0	0	0	0
Total Revenues	$14,250	$15,000	$9,310	$15,000	$15,000
Expenses:					
Personal Services	$2,350	$2,191	$1,088	$2,191	$2,191
Contracted Services	2,328	20,000	8,749	25,400	25,400
Operation & Maintenance	2,637	2,450	1,271	2,450	2,450
Total Expenses	$7,315	$24,641	$11,108	$30,041	$30,041
Other Sources & (Uses)					
Transfer From Fund Balance	$0	$0	$0	$0	$0
Total Revenues and Other Sources Over (Under) Expenses & Other Uses	$6,935	($9,641)	($1,798)	($15,041)	($15,041)
Property Taxes of this amount support this activity within the General Fund		$9,641			$15,041
Authorized Full Time Equivalent Positions	0.00			0.00	0.00
Budget Expenditures by Program / Activity					
Conservation & Development - County Planning:					
Board of Adjustment	$7,315	$24,641	$11,108	$30,041	$30,041

The Board of Adjustment is a quasi-judicial body created pursuant to WI State 59.694. To hear matters arising under Manitowoc County Code that may be brought before the board, such as applications for conditional use permits, proposed revocations of conditional use permits, requests for variances, requests for zoning map interpretations, and appeals from decisions made by the zoning code administrator.

Manitowoc County, Wisconsin

Department: **Non-Department**

Fund: Member of the General Fund

By Category	Experience 2021	Budget 2022	Six Months Experience 2022	Estimated Experience 2022	Budget 2023
Revenues:					
Property Taxes	$17,598,740	$17,056,039	$17,056,039	$17,056,039	$18,310,183
Intergovernmental Grants/Aid :					
State Shared Revenue	5,023,956	5,013,302	0	5,013,302	5,339,580
State Computer Aid	89,413	80,000	0	0	80,000
State Personal Prop Aid	161,646	203,173	203,173	203,173	183,771
Licenses and Permits	(15,164)	0	0	0	0
Total Intergovernmental Grants/Aid	5,259,851	5,296,475	203,173	5,216,475	5,603,351
Other	238,480	0	39,392	203,173	0
Total Revenues	$23,097,071	$22,352,514	$17,298,604	$22,475,687	$23,913,534
Expenses:					
Personal Services CLEARING	$0	$0	$0	$0	$0
State Special Charges	315	0	0	0	345
Operation & Maintenance	342,147	0	0	0	0
Contingent Fund	0	0	0	0	0
Total Expenses	$342,462	$0	$0	$0	$345
Other Sources & (Uses)					
Transfer From Fund Balance	$0	$0	$0	$0	$555,000
Transfer From Other Funds	$300,000	$1,686,057	$0	$0	$1,950,000
Sales of Note AND BONDS	$0	$0	$0	$0	$0
Operating Transfers To OTHER FUNDS	$0	$0	$0	$0	$0
Transfer To Fund Balance	$0	$0	$0	$0	$0
	$300,000	$1,686,057	$0	$0	$2,505,000
Total Revenues and Other Sources Over (Under) Expenses & Other Uses	$23,054,609	$24,038,571	$17,298,604	$22,475,687	$26,418,189

Authorized Full Time Equivalent Positions	There are no FTE's accounted for in this activity.

Budget Expenditures by Program / Activity					
General Fund - Non-Department					
Non-Department Activity	$342,462	$0	$0	$0	$345

The Non-Department activity accounts for General State Aid payments to the County and other items of a general nature that is not specific to any one operating department within the General Fund.

This is also the area that is used to make final adjustments to the County Executive's Proposed Budget regarding items that present themself late in the process to be incorporated elsewhere. When time permits, adjustments will be made to the appropriate areas. Any adjustments that need to be made will not increase or decrease the overall revenue or expenditures as reported unless otherwise noted.

Manitowoc County, Wisconsin

Department: **Debt Service**

Fund: Debt Service Fund

By Category	Experience 2021	Budget 2022	Six Months Experience 2022	Estimated Experience 2022	Budget 2023
Revenues:					
Property Taxes	$3,088,665	$2,307,303	$2,307,303	$2,307,303	$2,822,002
Other	0	0	0	0	0
Total Revenues	$3,088,665	$2,307,303	$2,307,303	$2,307,303	$2,822,002
Expenses:					
Debt Service	$3,570,210	$2,307,303	$1,847,939	$2,307,303	$2,822,002
Total Expenses	$3,570,210	$2,307,303	$1,847,939	$2,307,303	$2,822,002
Other Sources & (Uses)					
Transfer From Fund Balance	$0	$0	$0	$0	$0
General Fund	0	0	0	0	0
Recycling SRF	0	0	0	0	0
Sales of Note	0	0	0	0	0
Bond Discount	0	0	0	0	0
Courthouse Remod CPF	0	0	0	0	0
Sales of Bonds	0	0	0	0	0
Bond Premium	0	0	0	0	0
Other Financing Uses	0	0	0	0	0
Transfer To Fund Balance	0	0	0	0	0
	$0	$0	$0	$0	$0
Total Revenues and Other Sources Over (Under) Expenses & Other Uses	($481,545)	$0	$459,364	$0	$0

Authorized Full Time Equivalent Positions	There are no FTE's in this Fund.

Budget Expenditures by Program / Activity					
Debt Service:					
Administrative Costs Debt Srv	$10,500	$5,000	$950	$5,000	$5,000
2018 GO Note HWY-CCTV Jail	567,730	0	0	0	0
2021 GO Promissory Note	0	135,900	0	135,900	159,538
2017 Bond Anticipation Note	0	0	0	0	0
2017 GO Refunding (2017-07)	842,100	678,450	1,598,375	678,450	501,700
2010-11 GO Refunding Com Proj.	0	0	0	0	0
2013 GO Note	0	0	0	0	0
2011 GO Refunding (2002)	0	0	0	0	0
2012 GO Refunding (2003)	903,206	15,278	7,639	15,278	492,639
Total	$3,570,210	$2,307,303	$1,847,939	$2,307,303	$2,822,002

Manitowoc County, Wisconsin

Department: **Capital Projects**

Fund: Capital Projects Fund

By Category	Experience 2021	Budget 2022	Six Months Experience 2022	Estimated Experience 2022	Budget 2023
Revenues:					
Intergovernmental Grants/Aid	7,670,567	7,670,567	1,011,589	8,871,817	0
Fines/Forfeits/Penalties	$98,614	$0	$48,015	$0	$0
Other	1,007	0	3,458	3,500	0
Total Revenues	$7,770,187	$7,670,567	$1,063,062	$8,875,317	$0
Expenses:					
Contracted Services	$952,450	$46,000	$643,653	$643,653	$0
Outlay	(189,693)	5,984,510	3,129,914	3,129,915	0
Total Expenses	$765,293	$6,030,510	$3,775,444	$3,773,568	$0
Other Sources & (Uses)					
Jail Assessment Fee Fund CPF	0	(1,686,057)	(415,000)	(1,686,057)	0
Transfer To Fund Balance	0	0	0	0	0
Total Other Sources & (Uses)	$0	($1,686,057)	($415,000)	($1,686,057)	$0
Total Revenues and Other Sources Over (Under) Expenses & Other Uses	$7,004,895	($46,000)	($3,127,381)	$3,415,692	$0
Property Taxes of this amount support this activity within the General Fund		$46,000			$0

Authorized Full Time Equivalent Positions	There are no FTE's in this Fund.

Budget Expenditures by Program / Activity					
Projects:					
New Public Health Dept Bld CPF	0	0	0	0	0
Jail Assessment Fee-CPF	89,935	0	89,158	0	0
ARPA	0	5,984,510	3,123,803	0	0
Jail CCTV Project	0	0	0	0	0
Total	$765,293	$6,030,510	$3,775,444	$3,773,568	$0

ABBREVIATIONS / ACRONYMS

AFDC	Aid to Families with Dependent Children
AODA	Alcohol & Other Drug Abuse
CA	Case Management
CLTS	Children's Long-Term Support (In our Human Services Department Special Revenue Fund - programs that are for children with mental health, autism, are developmentally delayed and/or have physical disabilities.)
COP	Community Options Program
CCOP	Children Community Options Program
CCS	Comprehensive Community Services
CSP	Community Service Program
DD	Developmental Disabilities
DOC	Department of Corrections
ES	Economic Support
ETV	Education & Training Voucher
IDP	Intoxicated Driver Program
IM	Income Maintenance
IMD	Institute for Mental Disease
LIHEAP	Low Income Home Energy Assistance Program
MA	Medical Assistance
MH	Mental Health
OBRA	Omnibus Budget Reconciliation Act
OJA	Office of Justice Assistance
OWI	Operating While Intoxicated
PD	Physical Disabilities
SED	Serious Emotional and Behavioral Disabilities
TPA	Third Party Administrator
WHEAP	Wisconsin Home Energy Assistance Program
YA	Youth Aids