

2/19/21 11:09:11

MANITOWOC COUNTY

	T MEEME 1-4	T MISHIC 1.2	T NEWTON 1.2,3	T ROCKLA 1.2	T SCHLES 1.2	T TWOCRK	T TWRIV 1.2	V CLEVEL 1.2	V FR CRK	V KELLNE	V MARIBE	V MISHIC 1-4
--	-------------------	--------------------	----------------------	--------------------	--------------------	-------------	-------------------	--------------------	-------------	-------------	-------------	--------------------

STATE SUPERINTENDENT

JILL UNDERLY	11	3	37	4	8	3	28	19	6	2	7	18
DEBORAH KERR	50	35	72	19	36	12	23	35	16	6	12	28
STEVE KRULL	3	6	5	2	2	3	5	7	4	4	2	7
S. S. HENRICKSON-WILLIAMS	4	4	7	2	10	1	6	3	3	1	1	8
TROY GUNDERSON	8	3	6	3	2	2	8	7	1	4	1	5
JOE FENRICK	5	4	7	3	22	2	9	7	3	0	0	7
SHEILA BRIGGS	7	2	6	1	4	3	8	11	2	0	1	5
SCATTERING	1	0	1	0	1	0	0	0	0	0	0	0

CITY-MANITOWOC ALDERPERSON D3

THERESA COLLINS	N/A	N/A	N/A	N/A	N/A	N/A	N/A	N/A	N/A	N/A	N/A	N/A
MICHAEL CUMMINGS	N/A	N/A	N/A	N/A	N/A	N/A	N/A	N/A	N/A	N/A	N/A	N/A
ANGELA J MYERS	N/A	N/A	N/A	N/A	N/A	N/A	N/A	N/A	N/A	N/A	N/A	N/A
SCATTERING	N/A	N/A	N/A	N/A	N/A	N/A	N/A	N/A	N/A	N/A	N/A	N/A

CITY-MANITOWOC ALDERPERSON D7

SCOTT L PELOT	N/A	N/A	N/A	N/A	N/A	N/A	N/A	N/A	N/A	N/A	N/A	N/A
TIM D BOLDT	N/A	N/A	N/A	N/A	N/A	N/A	N/A	N/A	N/A	N/A	N/A	N/A
AARON BAILEY	N/A	N/A	N/A	N/A	N/A	N/A	N/A	N/A	N/A	N/A	N/A	N/A
SCATTERING	N/A	N/A	N/A	N/A	N/A	N/A	N/A	N/A	N/A	N/A	N/A	N/A

MANITOWOC SCHOOL BOARD(TOP 4)

KERRY TRASK	N/A	N/A	46	N/A	N/A	N/A	9	N/A	N/A	N/A	N/A	N/A
TIMOTHY T REIS	N/A	N/A	38	N/A	N/A	N/A	4	N/A	N/A	N/A	N/A	N/A
RILEY J MAYER	N/A	N/A	21	N/A	N/A	N/A	7	N/A	N/A	N/A	N/A	N/A
MICHAEL GREGURICH	N/A	N/A	16	N/A	N/A	N/A	4	N/A	N/A	N/A	N/A	N/A
AARON J ERDMANN	N/A	N/A	35	N/A	N/A	N/A	7	N/A	N/A	N/A	N/A	N/A
RICHARD NITSCH	N/A	N/A	38	N/A	N/A	N/A	5	N/A	N/A	N/A	N/A	N/A
LISA JOHNSTON	N/A	N/A	51	N/A	N/A	N/A	5	N/A	N/A	N/A	N/A	N/A
STACEY E SOELDNER	N/A	N/A	48	N/A	N/A	N/A	8	N/A	N/A	N/A	N/A	N/A
COLLIN BRAUNEL	N/A	N/A	41	N/A	N/A	N/A	3	N/A	N/A	N/A	N/A	N/A
RHONDA NEUMANN	N/A	N/A	35	N/A	N/A	N/A	8	N/A	N/A	N/A	N/A	N/A
SCATTERING	N/A	N/A	1	N/A	N/A	N/A	8	N/A	N/A	N/A	N/A	N/A

SHEBOYGAN SB-WITHIN CITY(TOP 3)

MARCOS GUEVARA	N/A	N/A	N/A	N/A	N/A	N/A	N/A	28	N/A	N/A	N/A	N/A
KATIE L CHECOLINSKI	N/A	N/A	N/A	N/A	N/A	N/A	N/A	35	N/A	N/A	N/A	N/A
RYAN F BURG	N/A	N/A	N/A	N/A	N/A	N/A	N/A	42	N/A	N/A	N/A	N/A
REBECCA M VERSEY	N/A	N/A	N/A	N/A	N/A	N/A	N/A	42	N/A	N/A	N/A	N/A
SANTINO LASTER	N/A	N/A	N/A	N/A	N/A	N/A	N/A	29	N/A	N/A	N/A	N/A
JOSH FICK	N/A	N/A	N/A	N/A	N/A	N/A	N/A	24	N/A	N/A	N/A	N/A
CHRISTOPHER DOMAGALSKI	N/A	N/A	N/A	N/A	N/A	N/A	N/A	31	N/A	N/A	N/A	N/A
SCATTERING	N/A	N/A	N/A	N/A	N/A	N/A	N/A	1	N/A	N/A	N/A	N/A

2/19/21 11:09:11

MANITOWOC COUNTY

	C	C-MTWC	C	C
FEBRUARY 16, 2021	MTWC	17.18.	MTWC	TR
PRIMARY	15.16	21.23- 26.28.	19.20. 27.30	1-8
		32.33		

STATE SUPERINTENDENT

JILL UNDERLY	95	24	61	131
DEBORAH KERR	108	53	136	147
STEVE KRULL	15	15	28	24
S. S. HENRICKSON-WILLIAMS	12	12	21	35
TROY GUNDERSON	17	11	14	23
JOE FENRICK	10	7	8	19
SHEILA BRIGGS	30	25	32	75
SCATTERING	1	1	0	0

CITY-MANITOWOC ALDERPERSON D3

THERESA COLLINS	N/A	N/A	N/A	N/A
MICHAEL CUMMINGS	N/A	N/A	N/A	N/A
ANGELA J MYERS	N/A	N/A	N/A	N/A
SCATTERING	N/A	N/A	N/A	N/A

CITY-MANITOWOC ALDERPERSON D7

SCOTT L PELOT	N/A	N/A	N/A	N/A
TIM D BOLDT	N/A	N/A	N/A	N/A
AARON BAILEY	N/A	N/A	N/A	N/A
SCATTERING	N/A	N/A	N/A	N/A

MANITOWOC SCHOOL BOARD(TOP 4)

KERRY TRASK	156	78	149	0
TIMOTHY T REIS	75	36	94	0
RILEY J MAYER	46	23	47	0
MICHAEL GREGURICH	68	30	66	0
AARON J ERDMANN	85	52	129	0
RICHARD NITSCH	137	43	113	0
LISA JOHNSTON	114	72	105	0
STACEY E SOELDNER	147	86	183	0
COLLIN BRAUNEL	90	55	107	0
RHONDA NEUMANN	54	36	72	0
SCATTERING	7	2	3	0

SHEBOYGAN SB-WITHIN CITY(TOP 3)

MARCOS GUEVARA	N/A	N/A	N/A	N/A
KATIE L CHECOLINSKI	N/A	N/A	N/A	N/A
RYAN F BURG	N/A	N/A	N/A	N/A
REBECCA M VERSEY	N/A	N/A	N/A	N/A
SANTINO LASTER	N/A	N/A	N/A	N/A
JOSH FICK	N/A	N/A	N/A	N/A
CHRISTOPHER DOMAGALSKI	N/A	N/A	N/A	N/A
SCATTERING	N/A	N/A	N/A	N/A

PRIMARY ELECTION	VOTING STATUS STATEMENT		
	ELIG VOTES	VOTES CAST	PERCENT CAST
T CATO - W1.2	1209	57	5%
T CENTERVILLE	499	40	8%
T COOPERSTOWN - W1.2	1014	76	7%
T EATON	628	38	6%
T FRANKLIN - W1.2.3	997	58	6%
T GIBSON - W1.2	1053	73	7%
T KOSSUTH - W1.2.3	1671	93	6%
T LIBERTY - W1.2	970	64	7%
T MANITOWOC - W1.2	862	96	11%
T MTWC RAPIDS - W1-5	1736	195	11%
T MAPLE GROVE	614	39	6%
T MEEME - W1-4	1138	90	8%
T MISHICOT - W1.2	981	60	6%
T NEWTON - W1.2.3	1759	141	8%
T ROCKLAND - W1.2	743	39	5%
T SCHLESWIG - W1.2	1537	85	6%
T TWO CREEKS	333	26	8%
T TWO RIVERS - W1.2	1479	88	6%
V CLEVELAND - W 1.2	1100	95	9%
V FRANCIS CREEK	519	37	7%
V KELLNERSVILLE	280	17	6%
V MARIBEL	266	25	9%
V MISHICOT - W1.2,3,4	1132	79	7%
V REEDSVILLE - W1.2,3	880	62	7%
V ST NAZIANZ	605	19	3%
V VALDERS	711	43	6%
V WHITELAW	576	30	5%
C KIEL - W1-6,8,9,11	2509	145	6%
C MTWC - W1.2	2893	152	5%
C MTWC - W3,4,22	2781	200	7%
C MTWC - W5,6	2544	257	10%
C MTWC - W7,8	2468	69	3%
C MTWC - W9,10,29,34	2730	156	6%
C MTWC - W11,12	2554	242	9%
C MTWC - W13,14,31	2559	250	10%
C MTWC - W15,16	2691	305	11%
C-MTWC17,18,21,23-26,28,32,33	2762	154	6%
C MTWC - W19,20,27,30	2632	317	12%
C TR - W1-8	9187	455	5%
TOTALS	63602	4467	7%
NUMBER OF REPORTING UNITS	39		
NUMBER OF UNITS REPORTED	39		

STATE SUPERINTENDENT OF PUBLIC INSTRUCTION
MANITOWOC COUNTY
 2021 Spring Primary

SUMMARY STATEMENT OF THE BOARD OF CANVASSERS

The total number of votes cast for the **STATE SUPERINTENDENT OF PUBLIC INSTRUCTION**

was **4,237**

of which




Jill Underly	received	984
Deborah Kerr	received	1,679
Steve Krull	received	266
Shandolyon Shawn Hendricks-Williams	received	299
Troy Gunderson	received	296
Joe Fenrick	received	255
Sheila Briggs	received	446
SCATTERING	received	12

Certification of the Board of Canvassers

We, the undersigned, certify that we are the members of the Board of Canvassers for MANITOWOC County.

We certify that the attached tabular statement of Votes Cast and Summary Statement of the Board of Canvassers, canvassed and prepared by us, are correct and true as compiled from the original returns made to the MANITOWOC County Clerk.

BOARD OF CANVASSERS

(1)  (2) 
 (3) 

(Date) Friday, February 19, 2021